

Kadi Sarva Vishwavidyalaya Gandhinagar

{Established Under the State Act of Gujarat, No-21, May 2007}

&

UGC Approved

Curriculum for Two Year Bachelor of Education

Prepared as per the Guidelines of NCTE Curriculum Framework - 2014



Year: 2018-20

**Faculty of Education,
Kadi Sarva Vishwavidyalaya
Sector-23, Gh-6, Gandhinagar,
Gujarat (India)**

Phone : (079) 23244181, 23248131

www.ksvuniversity.org.in

www.foeksv.org

INDEX

SR.NO.	PARTICULARS	PAGE NO.
	EDUCATIONAL RULES AND GUIDELINES	
I	Objectives of Bachelors of Education Programme	3
II	Eligibility	3
III	Duration and Programme of Study	4
IV	Courses and Examination Scheme	6
V	Passing Standard and Grade Distribution	10
VI	Rules for Granting Term	11
VII	Scheme of Teaching	12 to 14
VIII	SEMESTER-I	15 to 118
IX	SEMESTER-II	119 to 216
X	SEMESTER-III	217 to 264
XI	SEMESTER-IV	265to 280

EDUCATIONAL RULES AND GUIDELINES

I. OBJECTIVES OF BACHELORS OF EDUCATION PROGRAMME

1. To develop an understanding of psychology of children and skills to cater the learning needs of various types of students
2. To develop knowledge and understanding among the teacher trainees about the contemporary India and its socio-cultural & philosophical context
3. To enable the teachers for knowledge generation and use their skills in curriculum development
4. To enable the teacher trainees to reflect upon critique notions of teaching and learning
5. To understand the language background of the students and create sensitivity to the language diversity that exist in the classroom
6. To enable teacher trainees to reflect upon nature and role of disciplinary knowledge in the school curriculum
7. To develop abilities and confidence among the teacher trainees to critically evaluate and challenge gender inequalities
8. To develop knowledge of subject matter and imbibe professional competencies, skills and methods of teaching in various teaching subjects
9. To understand the epistemological and pedagogical bases of the teacher trainees' own school subjects
10. To evaluate the critical role of assessment in learning
11. To develop an understanding of the 'work cultures, policies and practices' that need to be addressed to create an inclusive school
12. To enable teacher trainees to read and respond to variety of texts in different ways
13. To inculcate the habit of peace & harmony in diverse global situation
14. To develop professional competencies and skills related to effective communication, management, curriculum transaction, utilizing various types of learning resources and employing interactive teaching-learning strategies
15. To cultivate lateral thinking, scientific temperament, positive attitude and techno-savvy skills among teacher trainees
16. To develop moral values, environmental awareness & discipline among teacher trainees
17. To enable teacher trainees develop practical & professional competencies through hand on exclusive field experiences

II ELIGIBILITY

1. Candidate with atleast fifty five percent marks either in the Bachelor's Degree and or in the Master's Degree in Sciences/ Humanities, Bachelor's in Engineering or Technology with specialization in Science and Mathematics with 55% marks or any other qualification equivalent thereto, are eligible for admission to the programme.
2. Relaxation for SC/ST/OBC/PWD and other applicable categories shall be as per the rules and regulation of the central government/State Government whichever is applicable from time to time

III. DURATION AND PROGRAMME OF THE STUDY

The duration of the programme will be two academic years spread over four semesters each with a minimum of 100 working days per semester covering instructional hours, library reference, practicum, field work, practice teaching lessons and internship in recognized schools as per NCTE norms. The whole programme consists of core papers, curriculum and pedagogic study, pedagogy of school subjects, enhancing professional capacity and practical works. Here is the list of various papers of B.Ed. programme. The maximum duration for the completion of the programme is 4 years.

A. The List of the Core Papers of B.Ed. Programme

1. Childhood and Growing Up
2. Contemporary India and Education
3. Learning and Teaching
4. Knowledge & Curriculum - 1
5. Gender, School and Society
6. Knowledge & Curriculum - 2
7. Creating an Inclusive School

B. The List of the Curriculum & Pedagogical Studies of B.Ed. Programme

1. Language Across the Curriculum
2. Understanding Discipline and Subjects
3. Teaching Techniques and Assessment for Learning

C. Pedagogy of School Subjects

Candidate can opt any two school subjects one from each group from the following groups.

Group 1	Group 2	Group 3
Mathematics Hindi Accountancy English	Gujarati Economics Computer Science	Science and Technology Social Science Sanskrit Commerce

D. The List of the Courses Enhancing Professional Capacity(EPC) of B.Ed. trainees

1. Reading and Reflecting on Text
2. Basics of Computer
3. Drama and Art in Education
4. Multimedia and Communication Technology in Education
5. Developing Teaching Aptitude
6. Understanding of Self

E. List of skill oriented courses

1. Critical Understanding of ICT
2. Yoga Education

F. CBCS (Choice Based Credit System) Courses

1. Environmental Studies
2. Peace Education
3. Guidance and Counseling
4. Information and Communication Technology in Education
5. Value Education
6. Information and Communication Technology in Education

G. List of the Practical Work of B.Ed.

P1	Pre-Practice Teaching
P2	English Speaking and Personality Development -1
P3	Content Assignment – School Subject : 1 *
P4	Content Assignment – School Subject : 2 *
P5	Teaching Aids
P6	Lesson Observations of Experienced School Teachers
P7	Stray Lessons
P8	Psychological Testing
P9	Blue Print (Subject - 1)
P10	Blue Print (Subject - 2)
P11	Block Teaching-1
P12	Book Review
P13	English Speaking and Personality Development -2
P14	Yoga
P15	Action Research
P16	Internship
P17	N.S.S.
P18	Education Forum
P19	Content Assignment – School Subject:1
P20	Content Assignment – School Subject:2
P21	Project Based Learning
P22	Internship
P23	Literacy Programme
P24	Participation in Parental Programme
P25	Co-curricular Activities
P26	Lesson Observations of Experienced School Teachers
P27	Block Teaching during Internship
P28	Practice Teaching during Internship
P29	Case Study
P30	Viva -Voce
P31	Annual Lesson: School Subject 1
P32	Annual Lesson: School Subject 2

IV COURSES AND EXAMINATION SCHEME

Theory Papers						
Semester –I (Core Papers) Perspectives in Education						
NO	COURSE	INSTRU. H./W.	CREDIT	MARKS		
				INTERNAL	EXTERNAL	TOTAL
CC1	Childhood and Growing Up	4	4	30	70	100
CC2	Contemporary India and Education	4	4	30	70	100
Curriculum and Pedagogic Study (Any One)						
CP1	Language Across the Curriculum	2	2	15	35	50
CP2	Understanding Disciplines & Subjects	2	2	15	35	50
Course-7: (a & b) Pedagogy of School Subject (Any Two)						
PS1	Pedagogy of School Subject – 1	2	2	15	35	50
PS2	Pedagogy of School Subject – 2	2	2	15	35	50
Enhancing Professional Capacity(EPC)(Any One)						
EPC1A	Reading and Reflecting on Text	2	2	50	-	50
EPC1B	Basics of Computer	2	2	50	-	50
Choice Based Credit System (CBCS) (Any One)						
CBCS1A	Environmental Studies	2	2	15	35	50
CBCS1B	Peace Education	2	2	15	35	50
Total Theory Work		18	18	170	280	450
Semester –I – Practical Work B.Ed.						
P1	Pre-Practice Teaching	-	2	50	-	50
P2	English Speaking and Personality Development -1	-	1	25	-	25
P3	Content Assignment – School Subject : 1 *	-	1	25	-	25
P4	Content Assignment – School Subject : 2 *	-	1	25	-	25
P5	Teaching Aids	-	1	25	-	25
P6	Lesson Observations of Experienced School Teachers	-	1	25	-	25
Total		-	07	175	-	175

1. PS1 and PS2, Pedagogy of school subject- 1 and Pedagogy of school subject- 2 refers to the name of the concerned school subject of the teacher trainees such as Mathematics, Science & Technology, Hindi, Social Science etc.

2. P1, 'Pre- Practice Teaching' refers to 10 lessons (8 lessons based on Teaching skills + 2 bridge lessons)
3. P3 and P4, name of the subject refers to name of the concerned method subject of the students such as Mathematics, Science & Technology, Hindi, Social Science etc.
4. P3 and P4, Accountancy, Commerce & Economics Content of std. 11 should be covered and for other Subjects content of std. 6 to 8 Should be covered
5. P6 Minimum 25 lessons of Experienced School Teachers should be observed by students through their observation sheet
6. For course CC1 & CC2, mode of examination would be 'open book examination' in semester-I.

Theory Papers						
Semester –II (Core Papers) Perspectives in Education						
NO	COURSE	INSTRU. H./W.	CREDIT	MARKS		
				INTERNAL	EXTERNAL	TOTAL
CC3	Learning and Teaching	4	4	30	70	100
CC4	Knowledge and Curriculum - 1	2	2	15	35	50
Curriculum and Pedagogic Study						
CP3	Teaching Techniques and Assessment for Learning	2	2	15	35	50
Course-7: (a & b) Pedagogy of School Subject (Any Two)						
PS3	Pedagogy of School Subject – 1	2	2	15	35	50
PS4	Pedagogy of School Subject – 2	2	2	15	35	50
Enhancing Professional Capacity(EPC) (Any One)						
EPC2A	Drama and Art in Education	2	2	50	-	50
EPC2B	Multimedia and Communication Technology In Education	2	2	50	-	50
Choice Based Credit System (CBCS) (Any One)						
CBCS2A	Guidance and Counseling	2	2	15	35	50
CBCS2B	Vocational Education	2	2	15	35	50
Total		16	16	155	245	400
Semester –II – Practical Work in B.Ed.						
P7	Stray Lessons	-	2	50	-	50
P8	Psychological Testing	-	1	25	-	25
P9	Blue Print (Subject - 1)	-	1	25	-	25
P10	Blue Print (Subject - 2)	-	1	25	-	25
P11	Block Teaching-1	-	2	50	-	50
P12	Book Review	-	1	25	-	25
P13	English Speaking and Personality Development -2	-	1	25	-	25
Total		-	09	225		225

Note:

1. P7, 'Stray Lessons' refers to 10 Lessons to be delivered by the teacher trainees in Upper primary / Secondary / Higher Secondary schools
2. P11, 'Block Teaching' refers to 10 lessons including Unit planning to be delivered by the teacher trainees in Upper primary / Secondary / Higher Secondary schools
3. For course CC3 & CC4, mode of examination would be 'open book examination' in semester-II.

Semester –III – Theory Papers						
Perspectives in Education (Core Papers)						
NO	COURSE	INSTRU. H./W.	CREDIT	MARKS		
				INTERNAL	EXTERNAL	TOTAL
CC5	Gender, School and Society	2	2	15	35	50
CC6	Knowledge and Curriculum -2	2	2	15	35	50
CC7	Creating an Inclusive School	2	2	15	35	50
Skill Oriented Courses						
SOC1	Critical Understanding of ICT	2	2	15	35	50
SOC2	Yoga Education	2	2	15	35	50
Enhancing Professional Capacity(EPC)						
EPC3	Developing Teaching Aptitude	2	2	50	-	50
EPC4	Understanding of Self	2	2	50	-	50
Choice Based Credit System (CBCS) (Any One)						
CBCS3A	Value Education	2	2	15	35	50
CBCS3B	Information and Communication Technology in Education	2	2	15	35	50
Total		16	16	190	210	400
Semester –III – Practical Work B.Ed.						
P14	Yoga	-	1	25	-	25
P15	Action Research	-	1	25	-	25
P16	Internship	-	2	50		50
P17	N.S.S.	-	1	25	-	25
P18	Education Forum	-	1	25		25
P19	Content Assignment – School Subject:1		1	25		25
P20	Content Assignment – School Subject:2		1	25		25
P21	Project Based Learning	-	1	25	-	25
Total		-	09	225		225

Note : * :

1. P16, Internship refers to Two weeks fulltime internship in Upper primary / Secondary / Higher Secondary schools
2. P19 and P20, name of the subject refers to name of the concerned method subject of the teacher trainees i.e. Mathematics, Science & Technology, Hindi, Social Science etc.

3. P19 and P20, for Accountancy, Commerce & Economics Content of STD 12 should be covered and for other Subjects content of 9 to 10 STD should be covered.
4. For course CC5, CC6 & CC7, mode of examination would be 'open book examination' in semester-III.

Theory Papers						
Semester –IV Content Papers of School Subjects						
NO	COURSE	INSTR U. H./W.	CREDIT	MARKS		
				INTERNAL	EXTERNAL	TOTAL
CS1	Content of School Subject – 1	-	2	-	50	50
CS2	Content of School Subject – 2	-	2	-	50	50
Total		-	4	-	100	100
Semester –IV – Practical Work B.Ed.						
NO	COURSE	INSTR U. H./W.	CREDIT	MARKS		
				INTERNAL	EXTERNAL	TOTAL
P22	Internship	-	4	50	50	100
P23	Literacy Programme	-	2	50	-	50
P24	Participation in Parental Programme	-	1	-	25	25
P25	Co-curricular Activities	-	1	-	25	25
P26	Lesson Observations of Experienced School Teachers	-	1	-	25	25
P27	Block Teaching during Internship	-	2	-	50	50
P28	Practice Teaching during Internship	-	4	-	100	100
P29	Case Study	-	1	25	-	25
P30	Viva -Voce	-	1	25	-	25
P31	Annual Lesson: School Subject 1	-	2	-	50	50
P32	Annual Lesson: School Subject 2	-	2	-	50	50
Total for Practical Work		-	21	150	375	525

Note:

1. P22, Internship refers to activities done by the teacher trainees during 18 weeks internship in Upper primary / Secondary / Higher Secondary schools and prepare a detailed report
2. P26: Minimum 50 lessons of Experienced School Teachers should be observed by teacher trainees through their observation sheet
3. P27: 10 planned lessons should be delivered by a teacher trainees under the supervision of school-mentor teacher during Internship.
4. P28: 100 unplanned lessons should be delivered by a teacher trainees under the guidance of school-mentor teacher during Internship.
5. Viva voce is to be conducted for practical activities i.e., P22 to P29 of Internship. Moreover, students should submit internship reports along with all practical activities certified by schools i.e. for P22 to P29.

SUMMARY OF EVALUATION

Semester		Internal Marks	External Marks (Uni. Exam)	Total Marks
I	Theory	170	280	450
	Practical	175	-	175
II	Theory	155	245	400
	Practical	225	-	225
III	Theory	190	210	400
	Practical	225		225
IV	Theory	---	100	100
	Practical	150	375	525
Total		1290 (51.6%)	1210 (48.4%)	2500 (100%)

V PASSING STANDARD AND GRADE DISTRIBUTION

The performance of each candidate in all the courses will be evaluated on 7 point scale in terms of grades. The details regarding the grades along with its Grade Points, equivalent range of percentage and qualitative meaning are as under:

Grade	Grade Point	Percentage	Qualitative Meaning
A+	10	90 to 100	Outstanding
A	9	80 to 89	Excellent
A-	8	70 to 79	Very Good
B+	7	60 to 69	Good
B	6	50 to 59	Average
B-	5	40 to 49	Fair
F	0	Less than 40	Not Qualified
I		Term not Granted	

The Grade (mark) Sheet will contain separate grade for each of core papers, curriculum and pedagogic study, pedagogy of school subjects, enhancing professional capacity and practical works and an overall grade of all the courses combined. It will also contain percentage and the class obtained. The percentage will be calculated on the basis of Cumulative Performance Index (CPI) obtained by a candidate.

The candidate must obtain not less than 40 percent marks or equivalent grade in each course and 50 percent marks or equivalent grade in practical work. However, in aggregate the candidate must secure at least 50% marks or equivalent grade to qualify the programme.

SEMESTER PERFORMANCE INDEX (SPI):

The performance of a teacher trainees in a semester is expressed in terms of Semester Performance Index. The SPI is the weighted average of course grade points obtained by the students in the course in the semester. The weightage assigned to the course grade points are the credits carried by the respective course.

CUMULATIVE PERFORMANCE INDEX (CPI)

The cumulative performance of a teacher trainees is expressed in terms of the cumulative performance index. This index is defined as the weighted average of course grade points obtained by the students for all courses taken since the admission to the programme. If a student reappears in any of the exams of the course, only the grade points obtained in the latest attempt are counted towards the CPI.

AWARD OF CLASS:

The class awarded to teacher trainees with B.Ed. degree is decided by his final CPI as per the following table:

- Distinction: CPI not less than 7.50
First Class: CPI less than 7.50 but not less than 6.50
Second Class: CPI less than 6.50 but not less than 5.50
Not Qualified: CPI less than 5.50

ABSENCE IN INTERNSHIP AND OTHER PRACTICAL WORKS

If the candidate is absent in internship programme and other practical work , the candidate will be allowed to appear in semester end examination provided that he/she has to attend supplementary Internship and other practical work. Such supplementary Internship and other practical work will be organized by the institution at its convenience. There after the Dean/HOD will certify it and will send to the university authorities. After certification, the result will be declared. If the candidate fails to appear in supplementary Internship and other practical work, the term will not be granted and candidate will be declared as 'Not Qualified' in the semester end examination.

REAPPEARING IN THE EXAMINATION

Not qualified candidate can reappear in the university examination. He/She can apply for the course/courses in which he/she was not qualified OR he/she can appear for entire examination. Marks or grade obtained in such examination will be treated as final and not the previous one.

VI RULES FOR GRANTING TERM AND PROMOTION / ATKT

1. Eighty percent attendance is required for granting semester and such candidate can appear in the semester end examinations. However in exceptional case, head or dean can grant the term.
2. The candidate has to submit all submissions in time
3. The candidate has to appear in internal examinations. In Exceptional cases, the candidate can appear in re examination, held by the institution.

RULES FOR PROMOTION / ATKT:

The candidate would be promoted to subsequent semesters in following manner.

Promotion to	Conditions for Promotion
Semester-II	Term of Semester-I is granted
Semester-III	Term of Semester-I and Semester-II both are granted
Semester-IV	Pass in all subjects of semester-I, II and III and term of the Semester-I, II and III are granted.

VII. SCHEME OF TEACHING

SEMESTER-I

PAPER NO.	COURSE	CREDIT	HOURS
CC1	Childhood and Growing Up	4	64
CC2	Contemporary India and Education	4	64
CP1	Language Across the Curriculum	2	32
CP2	Understanding Disciplines & Subjects		
PS1	Pedagogy of School Subject – 1	2	32
PS2	Pedagogy of School Subject – 2	2	32
EPC1A	Reading and Reflecting on Text	2	32
EPC1B	Basics of Computer		
CBCS1A	Environmental Studies	2	32
CBCS1B	Peace Education		
P1	Pre-Practice Teaching	2	64
P2	English Speaking and Personality Development -1	1	32
P3	Content Assignment – School Subject : 1 *	1	32
P4	Content Assignment – School Subject : 2 *	1	32
P5	Teaching Aids	1	32
P6	Lesson Observations of Experienced School Teachers	1	32
	TOTAL	25	512

SEMESTER-II

PAPER NO.	COURSE	CREDIT	HOURS
CC3	Learning and Teaching	4	64
CC4	Knowledge and Curriculum-1	2	32
CP3	Teaching Technology and Assessment for Learning	2	32

PS3	Pedagogy of School Subject – 1	2	32
PS4	Pedagogy of School Subject – 2	2	32
EPC2A	Drama and Art in Education	2	32
EPC2B	Multimedia and Communication Technology In Education		
CBCS2A	Guidance and Counseling	2	32
CBCS2B	Vocational Education		
P7	Stray Lessons	2	64
P8	Psychological Testing	1	32
P9	Blue Print (Subject - 1)	1	32
P10	Blue Print (Subject - 2)	1	32
P11	Block Teaching-1	2	64
P12	Book Review	1	32
P13	English Speaking and Personality Development -2	1	32
Total		25	544

SEMESTER-III

PAPER NO.	COURSE	CREDIT	HOURS
CC5	Gender, School and Society	2	32
CC6	Knowledge and Curriculum-2	2	32
CC7	Creating an Inclusive School	2	32
SOC1	Critical Understanding of ICT	2	32
SOC2	Yoga Education	2	32
EPC3	Developing Teaching Aptitude	2	32
EPC4	Understanding of Self	2	32
CBCS3A	Value Education	2	32
CBCS3B	Information and Communication Technology in Education		
P14	Yoga	1	32
P15	Action Research	1	32
P16	Internship	2	64
P17	N.S.S.	1	32
P18	Education Forum	1	32
P19	Content Assignment – School Subject:1	1	32
P20	Content Assignment – School Subject:2	1	32
P21	Project Based Learning	1	32
Total		25	544

SEMESTER-IV

PAPER NO.	COURSE	CREDIT	HOURS
CS1	Content of School Subject – 1	2	64
CS2	Content of School Subject – 2	2	64
P22	Internship	4	128
P23	Literacy Programme	2	64
P24	Participation in Parental Programme	1	32
P25	Co-curricular Activities	1	32
P26	Lesson Observations of Experienced School Teachers	1	32
P27	Block Teaching during Internship	2	64
P28	Practice Teaching during Internship	4	128
P29	Case Study	1	32
P30	Viva -Voce	1	32
P31	Annual Lesson: School Subject 1	2	64
P32	Annual Lesson: School Subject 2	2	64
	Total	25	800

TOTAL HOURS, CREDITS AND MARKS OF B.ED. PROGRAMME

NO.	PARTICULARS	TOTAL HOURS	CREDITS	MARKS
1	SEMESTER – I Theory Course & Practical	512	25	625
2	SEMESTER – II Theory Course & Practical	544	25	625
3	SEMESTER – III Theory Course & Practical	544	25	625
4	SEMESTER – IV Theory Course & Practical	800	25	625
	TOTAL	2400	100	2500

Semester	Theory Credits	Practical Credits	Total Credits
I	18	07	25
II	16	09	25
III	16	09	25
IV	04	21	25
Total Credits	54	46	100
Total Hours	50x16hrs = 800hrs. 04x32hrs = 128hrs. Total = 928hrs	46x32hrs = 1472hrs.	928 + 1472 = 2400 hrs.

INDEX

SEMESTER - I

SR.NO.	PARTICULARS	PAGE NO.
Perspectives in Education(Core Papers)		
CC1	Childhood and Growing Up	16 to 21
CC2	Contemporary India and Education	22 to 26
Curriculum and Pedagogic Study		
CP1	Language Across the Curriculum	27 to 29
CP2	Understanding Discipline & Subject	30 to 33
Course-7 Pedagogy of School Subject		
PS1	Pedagogy of School Subject - 1	34 to 75
PS2	Pedagogy of School Subject - 2	
Enhancing Professional Capacity(EPC)		
EPC1A	Reading and Reflecting on Text	76 to 78
EPC1B	Basics of Computer	79 to 82
Choice Based Credit System (CBCS) (Any One)		
CBCS1A	Environmental Studies	83 to 86
CBCS1B	Peace Education	87 to 90
Practical Work B.Ed.		
P1	Pre-Practice Teaching	91
P2	English Speaking and Personality Development -1	92
P3	Content Assignment – School Subject : 1 *	93
P4	Content Assignment – School Subject : 2 *	
P5	Teaching Aids	94
P6	Lesson Observations of Experienced School Teachers	95
	Competencies	96 to 118

COURSE FOR SEMESTER –I

CHILDHOOD & GROWING UP (CC1)

Credits – 4

Marks: 100

Learning Outcomes:

Teacher trainees will be able to:

- 1. Define and apply educational Psychology in learners' life**
- 2. Apply the various methods of educational Psychology in day to day life**
- 3. Identify and apply the principles of growth and development of learners**
- 4. Analyze the theories of growth and development**
- 5. Identify and analyze the adolescence needs & problems and provide guidance**
- 6. Analyze and apply theories of personality**
- 7. Identify & nurture the creativity of learners**
- 8. Measure the intelligence of learners and provide guidance**
- 9. Identify and analyze the factors of individual differences**
- 10. Apply the various methods of adjustment in day to day life**
- 11. Identify the abilities of differently able learners and provide guidance**



SCHEME OF TEACHING AND ASSESSMENT:

Unit	Topics	Sub Units Hrs	Total	Weightage (100%)	Suggested Methodology	Teaching Learning Recourses	References
1	Unit 1		16	25% 11%			Reference No. 1,2,9,11,13,14
	1.1.0 Educational Psychology						
	1.1.1 Meaning, Nature of Educational Psychology	2					
	1.1.2 Scope of Educational Psychology	1					
	1.1.3 Branches of Psychology	3					
	1.1.4 Needs & Importance of Educational Psychology	1					
	1.2.0 Child Psychology						
	1.2.1 Concept & importance of Child Psychology	2					
	1.3.0 Methods of Educational Psychology						
	1.3.1 Interview	1					
1.3.2 Observation	1						
1.3.3 Experiment	2						
1.3.4 Case Study	2						
1.3.5 Socio metric	1						
2	Unit 2 Child Development & Adolescence:		16	25% 16%	Visit to a Children's Hospital & Interview with Pediatrician, Group Discussion	Charts, Video clips, Images of Psychologists	Reference No. 1,2,9,11,13,14
	2.1.0 Child Development:						
	2.1.1 Concept of growth and development	1					
	2.1.2 Difference between growth & development	1					
	2.1.3 Stages of development by Jean Piaget	2					
	2.1.4 Stages of development by E.H. Ericson	2					
	2.1.5 Factors affecting growth and development	2					
	2.1.6 Educational implications of growth and development	2					

	2.2.0Adolescence: 2.2.1 Concept & Characteristics of Adolescence 2.2.2 Characteristics of development of Adolescence 2.2.3 Problems & needs of Adolescence 2.2.4 Role of the teacher and guidance	2 1.5 1.5 1.5 1.5		9%			
3	Unit 3 Personality and Various Abilities of Children: 3.1.0 Personality: 3.1.1 Concept and characteristics of personality 3.1.2 Factors affecting personality 3.1.3 Theory of Personality by R.B. Cattell 3.1.4 Theory of Personality by Sigmund Freud 3.1.5Tools for Assessment of personality - Inventory 3.1.6 Tools for Assessment of personality - Rating scale 3.1.7 Importance of Teachers Personality 3.2.0 Creativity: 3.2.1 Concept & Characteristics of Creativity 3.2.2 Methods of Developing Creativity 3.2.3 Importance of creativity	1 1 1 1 1 1 1 1 2 1	16	25% 11% 6% 8%	Assignment, Project Work, Lecture cum Discussion	PPT, Vedioclips, PPT	Reference No. 1,2,9,11,13,14

	3.3.0 Intelligence: 3.3.1 Concept & characteristics of intelligence 3.3.2 Theory of Multiple Intelligence by Howard Gardner 3.3.3 Theory of Emotional Intelligence by Daniel Goleman 3.3.4 Tools for Measurement of Intelligence- Verbal & Non- verbal Intelligence 3.3.5 Importance of intelligence	1 1 1 1 1			Lecture cum Discussion, Project work	PPT,	Reference No. 6,4,1,2
4	Unit 4 Individual Difference, Adjustment & Stress, Challenges of Children 4.1.0 Individual Difference: 4.1.1 Concept of individual differences 4.1.2 Types of individual differences 4.1.3 Factors of individual differences 4.1.4 Provisions for individual differences 4.2.0 Adjustment : 4.2.1 Concept of Adjustment and maladjustment 4.2.2 Direct Method of Adjustment 4.2.3 Indirect Method of Adjustment 4.3.0 Stress: 4.3.1 Concept, Types of stress 4.3.2 Reducing Stress	1 1 1 1 1 1 1 1 1.5 1.5	16	25% 6% 5% 5%	Group Discussion, Assignment Lecture cum Discussion, Lecture cum Discussion, Observation	PPT, Handouts, Video Clips, PPT	Reference No. 10, 1,2,9,11,13,14

4.4.0 Challenges of Children:			9%			Reference No 23
4.4.1 Physically challenged	1			Group Discussion, Field Work, Observation	Video Clips, PPT	
4.4.2 Mentally challenged	1					
4.4.3 Emotionally challenged	1					
4.4.4 Socially challenged	1					
4.4.5 Economically challenged	1					
4.4.6 Teacher's role and guidance for above challenges	1					
TOTAL			64 Hrs	100%		

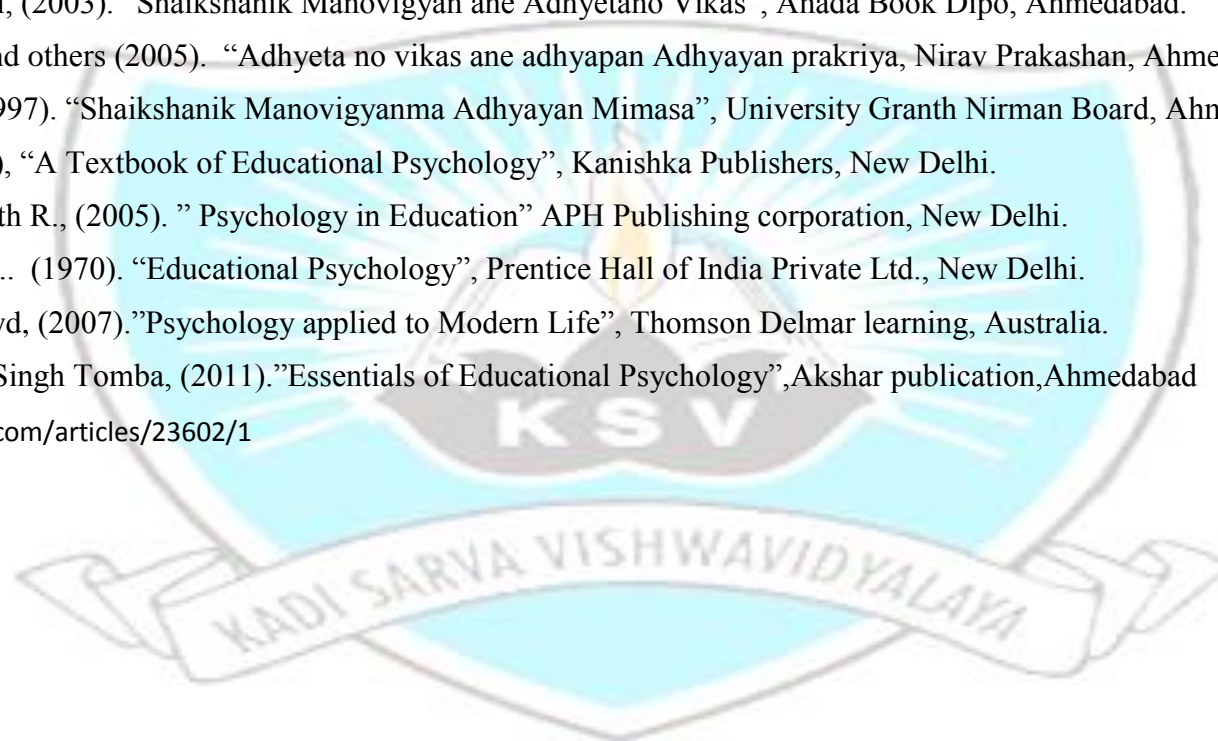
OBJECTIVE WISE DISTRIBUTION OF WEIGHTAGE:

Knowledge	Comprehension	Application	Analysis	Synthesis	Evaluation	Total
15	20	20	15	15	15	100

REFERENCES:

1. Agarwal, J.C., (2007). Basic Ideas in Educational Psychology Shipra publications, New Delhi.
2. Agrawal, J.C., (2004). "Essentials of Educational Psychology", Vikas Publishing House Private Limited, New Delhi.
3. Bhatia, H.R., (2005). "A textbook of educational psychology", Macmillan India Ltd, New Delhi.
4. Chauhan, S.S., (2007). "Advanced Educational Psychology", Vikas publishing house
5. Dandpani, S., (2007). Advanced Educational Psychology, Anmol Publications, New Delhi.
6. Hendrie, W., (2006). "Emotional Intelligence at work", Wiley India Private Limited, New Delhi.
7. Joshi Devalben, (2006). "Adhyeta na vikas and Adhyayan Adhyapan prakriya", Akshar Prakashan, Ahmedabad.
8. Kaur, R., (2006). "Adolescent Psychology, New Trends and Innovations", Deep and Deep publications Private Limited, New Delhi.
9. Kumar, S., (2007). Principles of Developmental Psychology, Anmol Publication, New Delhi.

10. Lester. D. Crow., (2007).” Educational Psychology”, Surjeet Publications, Delhi.
11. Mangal.S.K,. (2007). “Essentials of Educational Psychology”, Prentice Hall of India, Delhi.
12. Mathur, S.S.,(2001). ” Educational Psychology”, Vinod Pustak Mandir, Agra.
13. Patel Motibhai & others (2003). “Adhyeta swaroop ane vikas”, B. S. Shah prakashan, Ahmedabad.
14. Patel Pallaviben and Others (2004), “Adhyeta no vikas ane Adhyayan Adhyapan prakriya”, Varishen Prakashan, Ahmedabad.
15. Raval Chimanbhai, (2003). “Shaikshanik Manovigyan ane Adhyetano Vikas”, Anada Book Dipo, Ahmedabad.
16. Raval Natubhai and others (2005). “Adhyeta no vikas ane adhyapan Adhyayan prakriya, Nirav Prakashan, Ahmedabad.
17. Shah Guntant, (1997). “Shaikshanik Manovigyanma Adhyayan Mimasa”, University Granth Nirman Board, Ahmedabad.
18. Sharma Y., (2004), “A Textbook of Educational Psychology”, Kanishka Publishers, New Delhi.
19. Singh Y. K. & Nath R., (2005). ” Psychology in Education” APH Publishing corporation, New Delhi.
20. Skinner Charles E.. (1970). “Educational Psychology”, Prentice Hall of India Private Ltd., New Delhi.
21. Weiten W. & Lloyd, (2007).”Psychology applied to Modern Life”, Thomson Delmar learning, Australia.
22. Yadav Kusum & Singh Tomba, (2011).”Essentials of Educational Psychology”, Akshar publication, Ahmedabad
23. <http://www.celiac.com/articles/23602/1>



COURSE FOR SEMESTER – I

CONTEMPORARY INDIA AND EDUCATION (CC2)

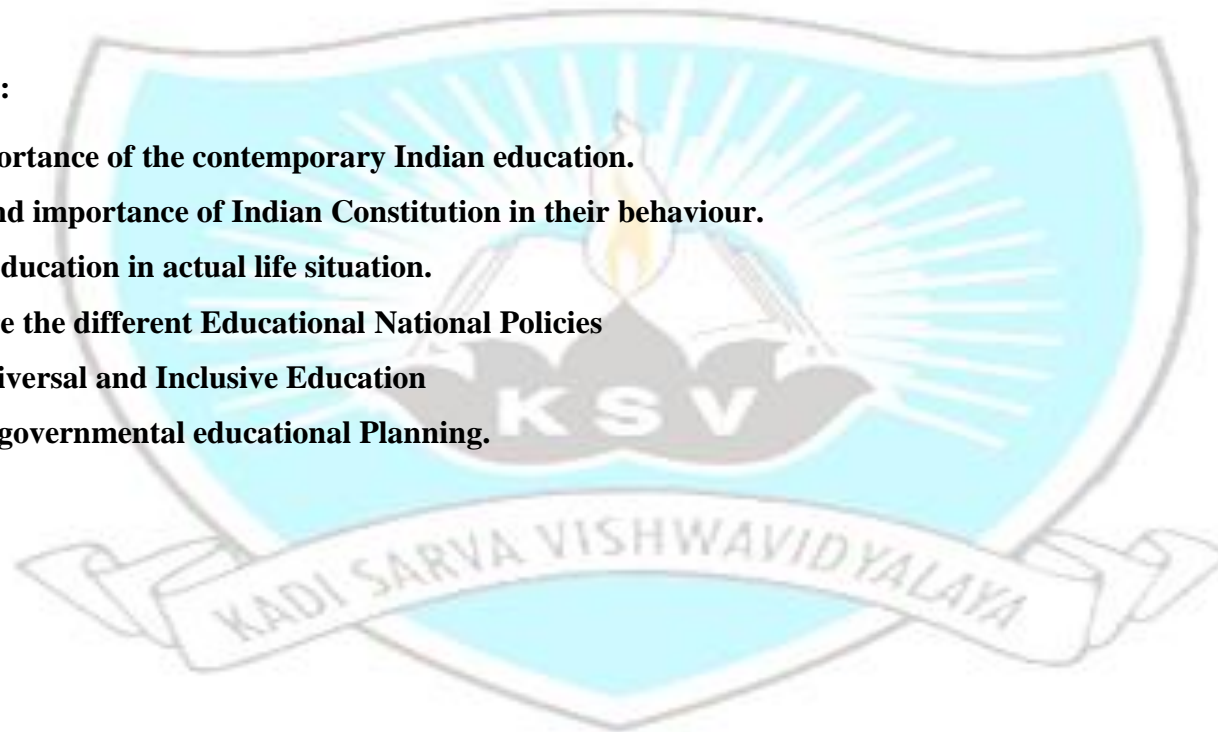
Credits – 4

Marks: 100

Learning Outcome:

Teacher trainees will be able to:

- 1. Write about the importance of the contemporary Indian education.**
- 2. Apply the concept and importance of Indian Constitution in their behaviour.**
- 3. Apply the Right to Education in actual life situation.**
- 4. Analyze and compare the different Educational National Policies**
- 5. Comprehend the Universal and Inclusive Education**
- 6. Synthesize different governmental educational Planning.**



SCHEME OF TEACHING AND ASSESSMENT:

Unit	Topics	Instructional Hours		Weightage (100%)	Suggested Methodology	Teaching Learning Resources	References
		Sub Units Hours	Total Hours				
1	CONTEMPORARY INDIAN SOCIETY AND EDUCATION		16	25%			Reference No 9
1.1	Contemporary Indian society and Education: Meaning of Society, Characteristics of Traditional Indian society and Contemporary Indian society, Narrow and Broad Meaning of Education, Importance of Education in contemporary Indian society	5		7%	Lecture Cum Discussion, Assignment,	Handouts, Chart Use of ICT	
1.2	Comparative study of ancient Indian education with contemporary education of India: Discipline, Character development, Knowledge, Learning experiences Teacher-Pupil Relationship, curriculum and Teaching methodology.	5		8%	Seminar & Symposiums	PPP Transparencies,	
1.3	Role of a teacher for changing the society	2		4%	Group Discussion, Presentations		
1.4	Emerging issues in Indian society and its solution: Area, Caste & Community Language Religion.	4		6%			

2	INDIAN CONSTITUTION AND EDUCATION 2.1 Constitutional concept and its importance. 2.2 Indian constitution: Fundamental rights and It's Need Fundamental Duties Directive Principles 2.3 Right To Education (2009) Concept and importance, responsibility of schools and teachers 2.4 Universal Education and Inclusive Education: concept and Importance	3 6 3 4	16	25% 5% 9% 6% 5%	Group Discussion, Assignment. Presentation	Handouts, PPP Transparencies, Charts	Reference No 2,6
3	DEVELOPMENT OF EDUCATION AND NATIONAL POLICIES 3.1 Development of education and national policies Kothari Commission & its Recommendations (1964-66) National aims of Education Structure of Education,Teacher's Training Equalization of Educational Opportunities Vocational, Technical and Engineering Education Three Language Formula, Work Experience 3.2 National Policy of Education & its recommendations (1986). Rammurthi Commission & its recommendations (1992) 3.3 Knowledge Commission : Introduction, objectives, Organization, Recommendations 3.4 Yashpal Committee: Learning without Burden	6 6 2 2	16	25% 8% 8% 5% 4%	Lecture Cum Seminar & Symposiums Discussion, Group Discussion Assignment	Handouts, PPP Transparencies, Charts	Reference No 3,5,15

4	QUALITY DEVELOPMENT OF EDUCATION & EDUCATIONAL AGENCIES		16	25%	Lecture Cum Discussion,	Handouts,	Reference No 17
4.1	Educational Agencies - Education system at Central level NCTE :objectives and functions UGC: objectives and functions	5		7%	Group Discussion,	PPP	
4.2	Education system at State level GCERT: objectives and its functions DIET: objectives and its functions	6		7%	Assignment	Transparencies, Charts	
4.3	School Assessment & Accreditation: Areas of assessment of school and Quality issues in schools	2		5%	Project work		
4.4	Sarva Shiksha Abhiyan (2004):- Introduction, Objectives ,Activities, School Management committee	3		6%			
TOTAL			64 HOURS	100%			

OBJECTIVE – WISE DISTRIBUTION OF WEIGHTAGE

Knowledge	Comprehension	Application	Analysis	Synthesis	Evaluation	Total
15	20	20	15	15	15	100

REFERENCES:

1. Agrawal, J.C. (2007), "Development of Education System in India", Shipra Publication, New Delhi.
2. Agrawal, J.C. (2005), "Recent Development and trends in Education", Shipra Publication, New Delhi.
3. Agrawal, J.C. (1972), "School Administration", Arya Book Depot, Karolbaug, N. Delhi.
4. Curriculum Framework two year B.Ed. programme (2014), National Council for Teacher Education, New Delhi
5. Jain.M.K (2007), "Committees and commissions –Elementary Education", Shipra, N.Delhi.
6. K.K. Bhatia (etal.)"Modern Indian Education and its Problems" Tondon Publications, Ludhiyana,
7. Kochhar,S.K. (1970), "Secondary school Administration", Sterling Publication.
8. Mukhopadhyay (2001), "Total Quality Management in Education", NIEPA, New Delhi.
9. Mathur S.S.(2000) "A Social Approach to Indian Education" Vinod Pushak Mandir, Agra.
10. National Curriculum Framework for Teacher Education (National Council for Teacher Education) 2009
11. Rai,B.C (1998), "History of Indian Education and problem", Prakashan Kendra, Lucknow.
12. Syllabus for Two Year B.Ed., National Council for Educational Research and Training, 2008.
13. Two Year B.Ed. Curriculum Draft –1 Prepared by IASE Gujarat Vidyapith, Ahmedabad
14. Talesara, H. (2007) "Educational Concept Scope , Functions and Relationship between Educational Sociology and Educational Psychology "
Kanishka Publishers Distributors, New Delhi.
15. The Report of Education Commission 1964. Government of India, Ministry of Education.
16. Vijaya Kauashik and S.R. Sharma (2007), "The social Context of Education" Anmol Publication Pvt. Ltd. New Delhi.
17. Vinita Advani & Vibha Dwivedi (2011) "Development of Education System in India and School Management" Akshar Publication, Ahmedabad.

COURSE FOR SEMESTER – I

LANGUAGE ACROSS THE CURRICULUM (CP1)

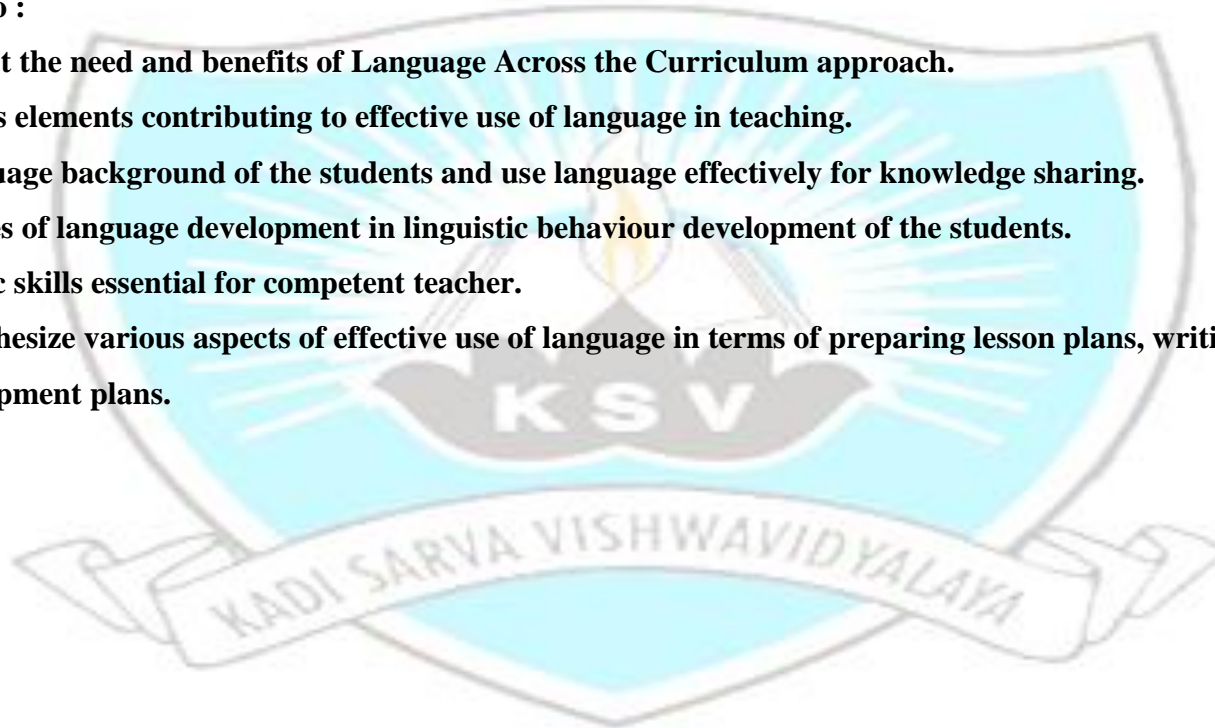
Credits – 2

Marks : 50

Learning Outcomes:

Teacher Trainees will be able to :

- 1. Understand about the need and benefits of Language Across the Curriculum approach.**
- 2. Apply the various elements contributing to effective use of language in teaching.**
- 3. Identify the language background of the students and use language effectively for knowledge sharing.**
- 4. Apply the theories of language development in linguistic behaviour development of the students.**
- 5. Develop linguistic skills essential for competent teacher.**
- 6. Analyze and synthesize various aspects of effective use of language in terms of preparing lesson plans, writing examinations and preparing development plans.**



SCHEME OF TEACHING AND ASSESSMENT :

Unit	Content	Instructional Hours		Weightage (100%)	Suggested Methodology	Teaching Aids	References
		Sub Units	Total Hours				
1	Unit – 1 Language-across-the-curriculum (LAC) Approach 1.1 Concept, need and benefits of LAC approach 1.2 The respective roles of content subject teachers and Language teachers in an LAC approach 1.3 Teacher’s Language 1.4 Classroom Language (Teachers' List) (Students' List)		8	25%	Discussion, Dramatization Simulation	Handouts, LCD Projector, Computer, Scripts	Reference No: 6
2	Unit – 2 Understanding Language Background 2.1 Use of first and second Language in Teaching 2.2 Language diversity and language environment in class and school 2.3 Engaging with subject related reference books and educational writing 2.4 Language acquisition process		8	25%	Group Discussion, Assignment, Book Reviews and Presentation,	Handouts, PPTs, Computer,	Reference No: 7
3	Unit – 3 Skills for Language Development 3.1 Listening 3.2 Speaking 3.3 Reading 3.4 Writing		8	25%	Discussion, Dramatization, Simulation, Group Task, Project	Handouts, PPTs, Computer,	Reference No: 4
4	Unit – 4 Importance of Language in Examination, Teaching Practice and Planning 4.1 Helping students understand the instructions on test and examination papers 4.2 Helping students answer examination		8	25%	Discussion, Dramatization, Simulation, Group Task, Project	Handouts, PPTs, Computer,	Reference No: 4

questions						
4.3 Language in lesson planning	2		7%			
4.4 Preparation of development action plan	2		6%			
TOTAL	32 HOURS		100%			

OBJECTIVE – WISE DISTRIBUTION OF WEIGHTAGE

Knowledge	Comprehension	Application	Analysis	Synthesis	Evaluation	Total
15	20	20	15	15	15	100

REFERENCES :

1. National Curriculum Framework for Teacher Education (National Council for Teacher Education) 2009
2. Curriculum Framework two year B.Ed. programme (2014), National Council for Teacher Education, New Delhi
3. Syllabus for Two Year B.Ed., National Council for Educational Research and Training, 2008.
4. PDF on Language Across Curriculum available on <http://www.edb.gov.hk>
5. Two Year B.Ed. Curriculum Draft – 1 Prepared by IASE Gujarat Vidyapith, Ahmedabad.
6. Corson, David (1990). “Language across the curriculum (LAC)”. In: Corson, David (ed.), Language Policy Across the Curriculum. Clevedon: Multilingual Matters, 72-140.
7. Vollmer, Helmut Johannes/Beacco, Jean-Claude (2006). “Towards a Common Instrument for Language(s) of (School) Education”. Preliminary study: Council of Europe, Language Policy Division. Strasbourg. www.coe.int/lang
8. A Dictionary of Education, Edited by Susan Wallace, Publisher: Oxford University Press, 2009 Current Online Version : 2014 eISBN: 9780191727443

COURSE FOR SEMESTER – I

UNDERSTANDING DISCIPLINE AND SUBJECTS (CP2)

Credits – 2

Marks: 50

Learning Outcomes:

Teacher Trainees will be able to:

- 1. Reflect on the nature and role of disciplinary knowledge in the school curriculum**
- 2. Critically evaluate the social history of the school subjects**
- 3. Prepare pedagogic material and practice a pedagogy which can develop abilities**
- 4. Critically evaluate the current practices of design of school subjects and disciplines**
- 5. Identify the roles of institutions like family, caste, religion etc.**



SCHEME OF TEACHING AND ASSESSMENT:

Unit	Content	Instructional Hours		Weightage (100%)	Suggested Methodology	Teaching Aids	References
		Sub Units	Total Hours				
1	Unit 1 Nature & Role of disciplinary knowledge		8	25%	Discussion, Dramatization, Simulation	Handouts, PPTs, Computer,	Reference No: 2, 7.
	1.1. Disciplines (Meaning and concepts) and Disciplinary knowledge (Meaning and concepts)	2		6%			
	1.2. Types of Disciplinary knowledge a. Multidisciplinary knowledge b. Inter disciplinary knowledge c. Trans disciplinary knowledge d. Cross disciplinary knowledge	2		7%			
	1.3. Nature of disciplinary knowledge in the school curriculum.	2		6%			
	1.4. Role of disciplinary knowledge in the school curriculum	2		6%			
2	Unit 2- Emergence of Disciplines and subjects		8	25%	Dramatization, Group Discussion, Book Reviews and Presentation	Handouts, PPTs, Computer,	Reference No.14
	2.1 Emerging disciplines and traditional disciplines	2		6%			
	2.2 Emerged discipline and subjects in social, political and intellectual context	2		6%			
	2.3 Causes leading to change in discipline a) Changes in inquiry b) Changes in methods of learning c) Changing validity parameters of knowledge	2		7%			
	2.4 Subjective and Objective knowledge V/S Absolute and relative knowledge a) Interpersonal V/S Intrapersonal knowledge b) Structural knowledge V/S Contemporary knowledge	2		6%			

3	Unit 3 - Social History of Subject area 3.1 History of the teaching of subject areas in schools, Social history of inclusion & exclusion of a subject area from the school curriculum and its impact on discipline. 3.2 View of Raja Ram Mohan Roy on curricular areas need to be included in curriculum. 3.3 Impact of colonization on the curriculum as a vehicle of indoctrination. 3.4 Curriculum in post-independence era emphasizing teaching of Science & Maths as the vehicle of national development.	2 2 2 2	8	25% 7% 6% 6%	Discussion, Project work, Simulation, Group Task	Handouts, PPTs, Computer	Reference No.5, 7
4	Unit 4 - Current practices of Design of school subjects and disciplines 4.1 Parameters for selection of content and learning experience given by Burtan and Wheeler 4.2 Principles of content selection 4.3 Innovations in selection of content for Curriculum, Syllabus and Textbook 4.4 Steps to arrange topics of content for Textbook	2 2 2 2	8	25% 7% 6% 6%	Discussion, Dramatization , Simulation, Group Task, Project work, Team Teaching	Handouts, PPTs, Computer, Scripts	Reference No.4, 7 , 8
TOTAL			32 HOURS	100%			

OBJECTIVE – WISE DISTRIBUTION OF WEIGHTAGE

Knowledge	Comprehension	Application	Analysis	Synthesis	Evaluation	Total
15	20	15	20	15	15	100

REFERENCES :

1. Curriculum Framework two year B.Ed. programme (2014), National Council for Teacher Education, New Delhi
2. Davis, B. G. (1993). Designing or revising a course. In Tools for teaching (pp. 3-20). San Francisco, CA: Jossey-Bass.
3. Deng, Z (2013) School subjects and academic disciplines. In A. Luke, A. Woods, & Wer (Eds.), Curriculum syllabus design and equity: A primer and model. Routledge.
4. Dr. Dolat D. Abhyaskram: siddhanto ane samrachna, University granth nirman board, Ahmedabad
5. Dr. R. A. Sharma, Pathyakram, Shixankala tathaa Moolyankan, R. Lall book depot, near Govt. inter college, Meerut.
6. Dr. Siyaram Y. Pathyakram Vikas, Agrawal publications, Nirbhay nagar, Gailan Road, Aagra 7
7. Duffy, D. K. & Jones, J. W. (1995). Teaching within the rhythms of the semester. San Francisco: Jossey-Bass Publishers. 4
8. National Curriculum Framework for Teacher Education (National Council for Teacher Education) 2009
9. O'Brien, J. G., Millis, B. J., & Cohen, M. G. (2008). The course syllabus: A learning-centered approach. San Francisco, CA: Jossey-Bass.
10. Prégent, R. (2000). Charting your course: How to prepare to teach more effectively. Madison, WI: Atwood Publishing.
11. Svinicki, M. D., & McKeachie, W. J. (2011). Countdown for course preparation. In McKeachie's teaching tips: Strategies, research, and theory for college and university teachers (pp. 10-20). Belmont, CA: Wadsworth.
12. Syllabus for Two Year B.Ed., National Council for Educational Research and Training, 2008.
13. Two Year B.Ed. Curriculum Draft – 1 Prepared by IASE Gujarat Vidyapith, Ahmedabad.
14. Vollmer, Helmut Johannes/Beacco, Jean-Claude (2006). "Towards a Common Instrument for Language(s) of (School) Education". Preliminary study: Council of Europe, Language Policy Division. Strasbourg. www.coe.int/lang
15. Wehlburg, C. M. (2006). Meaningful course revision: Enhancing academic engagement using student learning data. Bolton, MA: Anker Publishing Company, Inc
16. Dr. Premlatta Maisnam, Dr. S.K. Lenka, A.K. Gandhi, Understanding Disciplines and Subjects, R. Lall book depot, near Govt. inter college, Meerut.
17. ડૉ. વિક્કલભાઈ વી. ચૌધરી, ડૉ. આશિષ ઠાકર, ડૉ. બિપીનભાઈ ડી. પટેલ, ડૉ. ચંદ્રેશ એચ રાહોડ, "વિદ્યાશાખાઓ અને વિષયોની સમજ", ૨૦૧૬, અમોલ પ્રકાશન, અમદાવાદ.
18. ડૉ. એસ.પી. શર્મા, ડૉ. સુધીર એચ. ટંડેલ, ડૉ. પ્રશાંત પરિહાર, ડૉ. જયંતીભાઈ પટેલ, પ્રા. જે. જે. પટેલ, પ્રિ. સેજલ એન. કતારા, "વિદ્યાશાખાઓ અને વિષયોની સમજ", વર્ષ: ૨૦૧૬, નીરવ પ્રકાશન, અમદાવાદ.

COURSE FOR SEMESTER – 1

PEDAGOGY OF SCHOOL SUBJECT: ACCOUNTANCY (PS1/PS2)

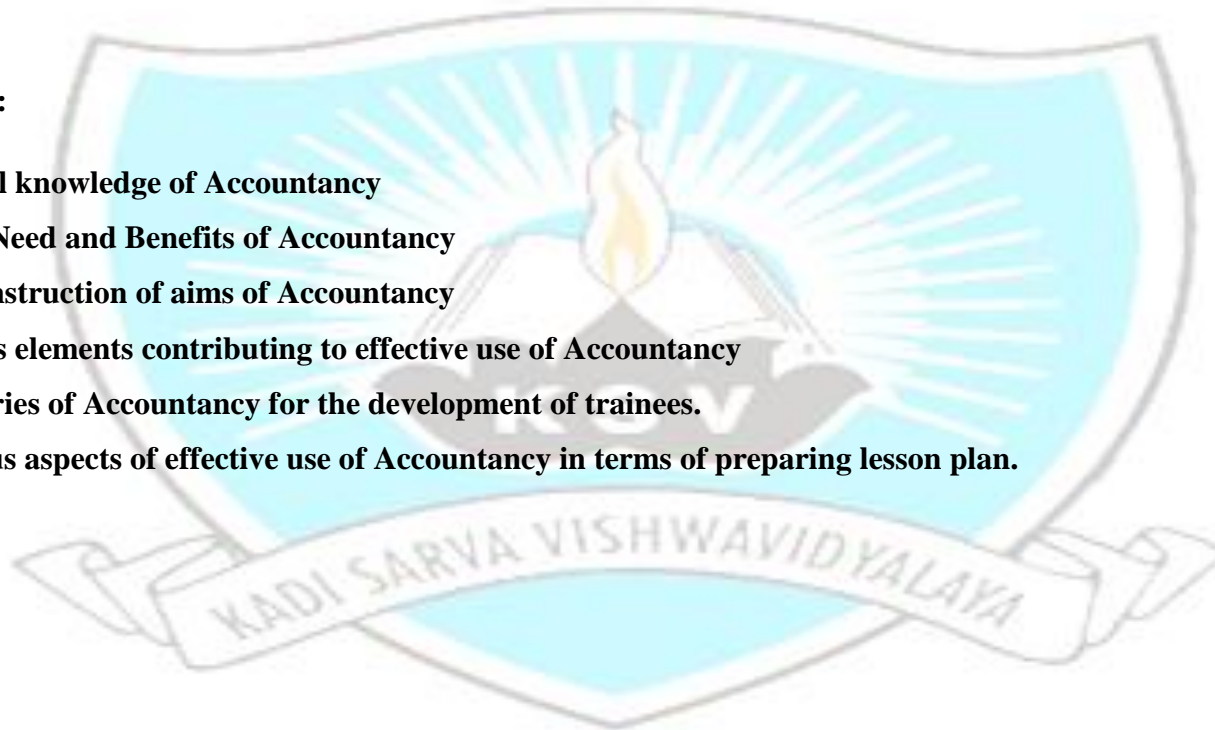
Credits – 2

Marks: 50

Learning Outcomes:

Teacher trainees will be able to:

- 1. Narrate historical knowledge of Accountancy**
- 2. Write about the Need and Benefits of Accountancy**
- 3. Identify basic construction of aims of Accountancy**
- 4. Apply the various elements contributing to effective use of Accountancy**
- 5. Analyze the theories of Accountancy for the development of trainees.**
- 6. Synthesize various aspects of effective use of Accountancy in terms of preparing lesson plan.**



SCHEME OF TEACHING AND ASSESSMENT:

Unit	Content	Instructional Hours		Weightage (100%)	Suggested Methodology	Teaching –Learning resources	References
		Sub Units	Total Hours				
1	Unit 1 Historical knowledge about subject 1.1 History of teaching of Accountancy 1.2 Aims of teaching of Accountancy 1.3 Basic construction of aims 1.4 General and Specific Objective in Outcomes of teaching of Accountancy. 1.5 Objective of teaching of Accountancy according to Tara Devi Seminar. 1.6 Importance of teaching of Accountancy 1.7 Scope of teaching of Accountancy	1.0 1.0 1.0 1.5 1.0 1.5 1.0	8.0	25% 4% 4% 3% 4% 3% 4%	Lecture Cum Discussion, Assignment, Group Discussion, Presentations	Handouts, PPT Transperencies	Reference No.5
2	Unit 2 Planning in Accountancy Teaching 2.1 Micro teaching <ul style="list-style-type: none"> • Concepts • Importance • Steps • Skills 2.2 Lesson Planning : <ul style="list-style-type: none"> • Importance of Lesson Planning • Lesson Planning • Unit Planning • Difference Between Lesson Planning and Unit Planning 	2.0 6.0	8.0	25% 6% 19%	Group Discussion, Assignment. Presentation, Seminar	Handouts, PPT Transperencies Charts	Reference No.13, 3

3	Unit 3 Methods and techniques in Accountancy Teaching 3.1 Methods : <ul style="list-style-type: none"> Lecture Method Inductive-Deductive Method Analytic and Synthetic Method Demonstration Method Problem solving Method 3.2 Techniques : <ul style="list-style-type: none"> Assignment Illustration Questioning 	5.0	8.0	25%	Lecture Cum Discussion,	Handouts,	Reference No.6
				16%		PPT Transperencies,	
				9%	Group Discussion Assignment	Charts	
4	Unit 4 Teaching Aids and Accountancy Teacher 4.1 Teaching Aids : <ul style="list-style-type: none"> Importance Visual Aids : Charts , Bulletin Board , Modules and Pictures Audio Visual Aids : T.V. , Computer 4.2 Accountancy Teacher : <ul style="list-style-type: none"> General Qualities Professional Qualification Specific Qualities Professional development of Accounts'Teacher 	5.0	8.0	25%	Lecture Cum Discussion,	Handouts,	Reference No.1
				15%	Group Discussion,	PPT	
				10%	Assignment Project work	Transperencies, Charts	
TOTAL		32 HOURS		100%			

OBJECTIVE – WISE DISTRIBUTION OF WEIGHTAGE

Knowledge	Comprehension	Application	Analysis	Synthesis	Evaluation	Total
15	20	20	15	15	15	100

REFERENCES:

1. Aggrawal J.C.(2007) Teaching of Commerce- Practical Approach, New Delhi
2. Joshi Rajendra R. (1981), “Vanijya Shikshan Paddhati”, Gujarat University, Ahmedabad.
3. Gupta S. and Benerjee S. (2011) Educational Technology and Evaluation Akshar Publication. Ahmedabad
4. Lulla B.P.(1960), Teaching of Commerce in Secondary Schools: M.S.U. Baroda.
5. Mistry Milanbhai T. (2006), “Vanijya Adhyapan Paddhati”, Anada Book Dipo, Ahmedabad.
6. M. (2007) Teaching of Elements of Accountancy, Nirav Prakashan, Ahmedabad.
7. Rao Subha et al. Teaching Commerce in multipurpose Secondary Schools.
8. Rao, Seema,(2003) Teaching of Commerce, Anmol Publication Pvt. Ltd. New Delhi
9. Chhabra S. (2005), An Introduction to business Organization and Management, Anmol Publication Pvt. Ltd, Allahabad.
10. Gupta C.. B. (1998) Business Studies for Class XI, Tata McGrow, Hills Publishing Company Pvt. Ltd.New Delhi.
11. Shah Bhavik Ane Anya. (2007), “Vanijya Vyavastha Vishay Paddhati”, Akshar Prakashan, Ahmedabad.
12. Shah Bhavik (2008), “Vanijyanu Adhyapan”, Akshar Prakashan, Ahmedabad.
13. Wadhava R.K.(2006) Management Policy and new Technology Kanishaka

COURSE FOR SEMESTER – 1

PEDAGOGY OF SCHOOL SUBJECT: COMMERCE (PS1/PS2)

Credits – 2

Marks: 50

Learning Outcomes:

Teacher trainees will be able to:

- 1. Narrate need of commerce teaching**
- 2. Write about the Need and Benefits of commerce.**
- 3. Identify basic of aims of commerce.**
- 4. Apply the various elements contributing to effective use of commerce.**
- 5. Use the various methods and techniques in classroom.**
- 6. Synthesize various aspects of effective use of commerce in terms of preparing lesson plan.**



SCHEME OF TEACHING AND ASSESSMENT:

Unit	Content	Instructional Hours		Weightage (100%)	Suggested Methodology	Teaching – Learning resources	References
		Sub Units	Total Hours				
1	<p>Unit 1 Need, Objectives and aims of teaching commerce at higher secondary level</p> <p>1.1 Need of teaching of Commerce.</p> <p>1.2 Importance of teaching Commerce at Higher Secondary Level</p> <p>1.3 Aims of teaching of Commerce</p> <p>1.4 Difference between aims and objective of teaching of commerce</p> <p>1.5 General and specific Objectives and learning Outcomes of teaching of commerce</p>		8.0	25%	Lecture Cum Discussion, Assignment, Group Discussion, Presentation	Handouts, PPT, Transparencies	References No : 7 &11
2	<p>Unit 2 Planning in Commerce Teaching</p> <p>2.1 Micro teaching</p> <ul style="list-style-type: none"> • Concepts • Importance • Steps • Skills <p>2.2 Lesson Planning :</p> <ul style="list-style-type: none"> • Importance of Lesson Planning • Lesson Planning • Unit Planning • Difference Between Lesson Planning and Unit Planning 		8.0	25%	Group Discussion, Assignment, Presentation, Seminar	Handouts, PPT, Transparencies, Charts	References No : 1,11&12

3	Unit 3 Methods and techniques in Commerce Teaching 3.1 Methods : <ul style="list-style-type: none"> • Lecture Method • Project Method • Group Discussion Method • Comparative Method • Exhibition Method • Narration- Discussion Method 3.2 Techniques : <ul style="list-style-type: none"> • Assignment • Illustration • Questioning • Role Play • Review • Visit • Field Work 	5	8.0	25% 15%	Lecture Cum Discussion,	Handouts,	References No : 8,9&11
4	Unit 4 Teaching Aids and Commerce Teacher 4.1 Teaching Aids : <ul style="list-style-type: none"> • Importance • Visual Aids : Charts ,Bulletin Board , Samples, Documents, scrapbook • Audio Visual Aids : T.V , Computer, Films, Documentary 4.2 Commerce Teacher : <ul style="list-style-type: none"> • General Qualities • Professional Qualification • Specific Qualities • Professional Competency 	4.0 4.0	8.0	25% 13% 12%	Lecture Cum Discussion, Group Discussion, Assignment	Handouts,	References No : 1&11
TOTAL		32 HOURS		100%			

OBJECTIVE – WISE DISTRIBUTION OF WEIGHTAGE

Knowledge	Comprehension	Application	Analysis	Synthesis	Evaluation	Total
15	20	20	15	15	15	100

REFERENCES:

1. Aggrawal J.C.(2007) Teaching of Commerce- Practical Approach, New Delhi
2. Commerce Education, Volume VIII No. 16 1972 Department of Education , Regional College of Education, Ajmer.
3. Joshi Rajendra R. (1981), “Vanijya Shikshan Paddhati”, Gujarat University, Ahmedabad.
4. Lulla B.P.(1960), Teaching of Commerce in Secondary Schools: M.S.U. Baroda.
5. Mistry Milanbhai T. (2006), “Vanijya Adhyapan Paddhati”, Anada Book Dipo, Ahmedabad.
6. Rao Subha et al. Teaching Commerce in multipurpose Secondary Schools.
7. Rao, Seema,(2003) Teaching of Commerce, Anmol Publication Pvt. Ltd. New Delhi
8. Chhabra S. (2005), An Introduction to business Organization and Management, Anmol Publication Pvt. Ltd, Allahabad.
9. Gupta C.. B. (1998) Business Studies for Class XI, Tata McGrow, Hills Publishing Company Pvt. Ltd.New Delhi.
10. Shah Bhavik Ane Anya. (2007), “Vanijya Vyavastha Vishay Paddhati”, Akshar Prakashan, Ahmedabad.
11. Shah Bhavik (2008), “Vanijyanu Adhyapan”, Akshar Prakashan, Ahmedabad.
12. Wadhava R.K.(2006) Management Policy and new Technology Kanishaka

COURSE FOR SEMESTER-1

PEDAGOGY OF SCHOOL SUBJECT: SCIENCE AND TECHNOLOGY (PS1/PS2)

Credits – 2

Marks: 50

Learning Outcomes:

Teacher trainees will be able to:

- 1. Identify the nature of science**
- 2. Define the aims and objectives of teaching science in terms of learning outcomes**
- 3. Inculcate the qualities of a science teacher**
- 4. Apply the discoveries of scientists in day to day life**
- 5. Analyze, synthesize and practically apply the concepts of science learning in social context.**
- 6. Apply various teaching methods and techniques in teaching of science**
- 7. Realize the importance of lesson planning in science teaching**
- 8. Prepare teaching aids in science**



SCHEME OF TEACHING AND ASSESSMENT:

Unit	Content	Instructional Hours		Weightage (100%)	Suggested Methodology	Teaching/ learning resources	References
		Sub Units	Total Hours				
1	Science and Teaching of Science		8	25%	Lecture Cum Discussion, Assignment, Group Discussion, Presentations	Handouts, Chart LCD, Projector,	Reference No.16.9
1.1	Nature of science and science teaching.	1		4%			
1.2	Contribution of well known scientists.	1		4%			
1.3	Values of science <ul style="list-style-type: none"> • Utilitarian value • Cultural value • Disciplinary value 	2		6%			
1.4	General objectives and specific objectives in terms of learning outcomes of the learner	2		7%			
1.5	Science teacher <ul style="list-style-type: none"> • General qualities • Professional qualifications • Specific qualities 	2		4%			
2	Planning in Science Teaching		8	25%	Group Discussion, Assignment, Presentation, Field Visit	Handouts, LCD Projector, Charts, Field Visit	Reference No.1,2, 6,3
2.1	Importance of Planning.						
2.2	Concept, need, importance <ul style="list-style-type: none"> • Lesson planning • Unit planning 	2		8%			
		2		8%			
		2		8%			
	2.3 Difference between lesson planning and unit planning	2		9%			

3	Methods and Approaches in Science Teaching 3.1 Methods of Science teaching <ul style="list-style-type: none"> Lecture, Demonstration, Experiment, Project, Group discussion, Assignment, Seminar method. 3.2 Approaches of Science teaching : <ul style="list-style-type: none"> Problem solving. Inductive – deductive Concentric Approach 	5	8	25%	Lecture Cum Discussion, Group Discussion Assignment	Handouts, LCD Presentati on Projector, Charts	Textbooks of Std-6.7.8 NCERT Textbooks of std-6,7,8 Teacher’s Handbook
		3		10%			
4	Teaching aids in Science teaching 4.1 Teaching aids. <ul style="list-style-type: none"> Importance of teaching aids Visual aids – bulletin board, models and pictures, charts Audio visual aids : T.V., Computer, Improvised aids 4.2 Specific aids. <ul style="list-style-type: none"> Aquarium, Vivarium, Herbarium 	5	8	25%	Lecture Cum Discussion, Group Discussion, Assignment Project work	Handouts, LCD Projector, Charts	Reference No.4
		3		9%			
TOTAL			32 HOURS	100%			

OBJECTIVE – WISE DISTRIBUTION OF WEIGHTAGE

Knowledge	Comprehension	Application	Analysis	Synthesis	Evaluation	Total
15	20	20	15	15	15	100

REFERENCES:

1. Bhatnagar A. V (2003), "Teaching of Science", R.lal publication, New Delhi
2. Bhatnagar S. S (2003) "Teaching of Science", Surya Publication
3. Bhavsar, Lavingiya, Trivadi: "Vigyan Shikshan Paddhati", Anada Prakashan, A'bad.
4. Dave and Mehta. (1962), "Vigyan shikshan ni purak pravrutio" A. R. Shath ni Co.
5. Joshi Hariprasad. (2005), "Vigyan Adhyapannu Parishilan", B. S. Shah Prakashan, Ahmedabad.
6. Mangal S.K(2002) "Teaching of Science",Arya Book, Agra.New Delhi.
7. Parikh, Raval. (1983), "Shikshan Pravidhio", Navdeep Prakashan group, A'bad.
8. Patel and Patel. (1964), "Vigyan ane abhinav adhyapan", A. R. Shath ni Co.
9. Patel Pallaviben. (2005), "Vigyannu Aadarsh Adhyapan", Varishen Prakashan, Ahmedabad.
10. Raval D. S. (1981), "Vigyan Shikshan", Vinod Pustak Mandir, Agra.
11. Sharma B. M. (2002), "Teaching of Science", Abhishek publication , New Delhi.
12. Sharma R. C. (2006), "Modern Science Teaching", Danphat Rai Publishing Company,
13. Vachcharajani Bhadrayu. (1997), "Vigyan Adhyapan Paddhati", Anada Book Dipo, Ahmedabad.
14. Vachcharajani Bhadrayu. (2005), "Vigyan Ane Technology Adhyapan Paddhati", Anada Book Dipo, Ahmedabad.
15. Venkatlal, S (2002), "Teaching of Science", Anmol publication, New Delhi
16. Yadav M. S. "Teaching of science", Anmol Publication, New Delhi.

COURSE FOR SEMESTER - 1

PEDAGOGY OF SCHOOL SUBJECT :MATHEMATICS (PS1/PS2)

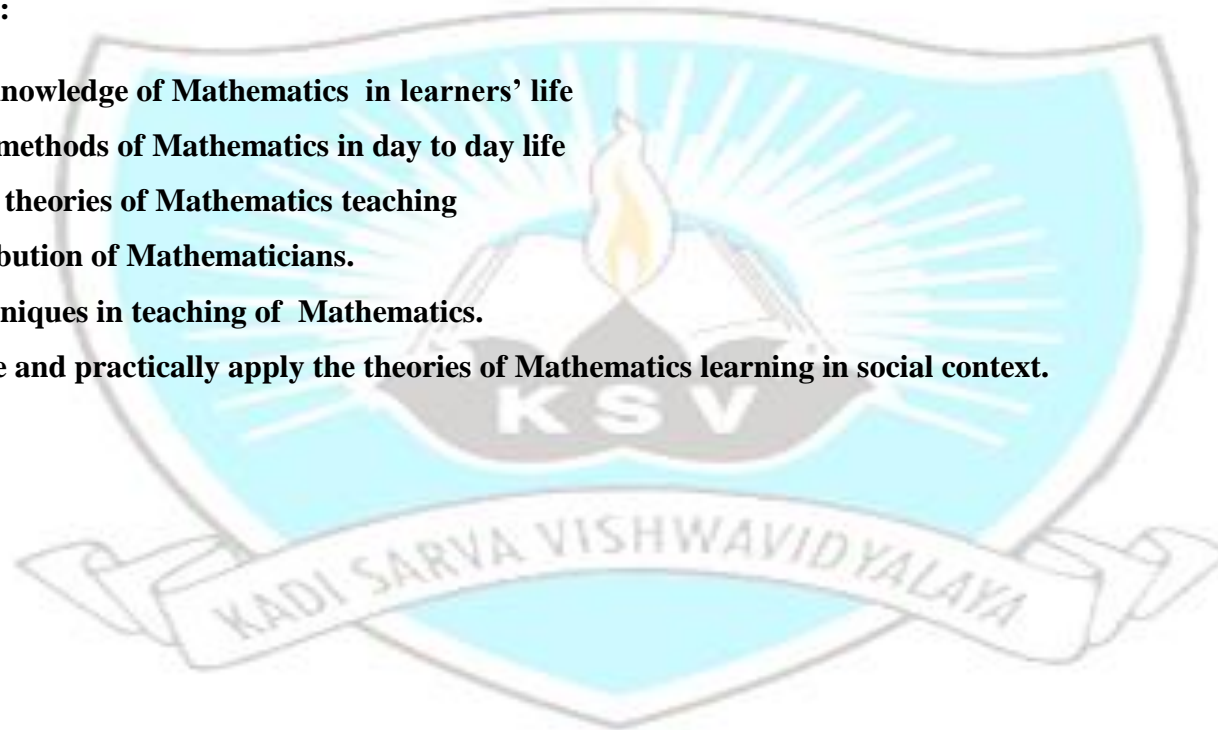
Credits – 2

Marks : 50

Learning Outcomes:

Teacher trainees will be able to:

- 1. Define and apply knowledge of Mathematics in learners' life**
- 2. Apply the various methods of Mathematics in day to day life**
- 3. Analyze and apply theories of Mathematics teaching**
- 4. Preciate the contribution of Mathematicians.**
- 5. Apply various techniques in teaching of Mathematics.**
- 6. Analyze, synthesize and practically apply the theories of Mathematics learning in social context.**



SCHEME OF TEACHING AND ASSESSMENT:

Unit	Content	Instructional Hours		Weightage (100%)	Suggested Methodology	Teaching/ learning resources	References
		Sub Units	Total Hours				
1	<p>Unit:1 Nature ,Values & Objectives of Mathematics</p> <p>1.1 Nature of Mathematics.</p> <p>1.2 Contribution of Mathematicians</p> <ul style="list-style-type: none"> • Aryabhata • Bhaskaracharya • Ramanujan • Pythagoras • Euclid <p>1.3 Values of Mathematics :</p> <ul style="list-style-type: none"> • Disciplinary value • Utilitarian value • Cultural value <p>1.4 General Objectives and specific Objectives in terms of learning outcomes of the learner.</p>	1 3 2 2	8	25% 4% 7% 7% 7%	Lecture Cum Discussion, Assignment, Group Discussion, Presentations	Handouts, Chart PPT Presentation,	Reference No. 2
2	<p>Unit 2 Planning in Mathematics Teaching</p> <p>2.1 Concept and importance/need of planning</p> <p>2.2 Lesson planning</p> <p>2.3 Unit planning and Blue print: Concept and construction of question paper</p> <p>2.4 Difference between Lesson planning and Unit planning</p>	1 2 4 1	8	25% 3% 6% 9% 7%	Group Discussion, Practical work Presentation	Handouts, PPT Presentation, Charts	Reference No. 3

3	Unit 3 Methods, approaches and techniques in mathematics teaching		8	25%	Lecture Cum Discussion, Group Discussion	Handouts, PPT Presentation, Charts	Reference No. 9
	3.1 Methods of teaching Mathematics: • Inductive -Deductive Method • Analysis-synthesis method • Problem Solving method • Experimental method	3		8%			
	3.2 Techniques for teaching Mathematics: • Drill and review work • Assignment • Supervised study • Oral work	2		8%	Assignment		
	3.3 Vedic Mathematics: Concept and importance Multiplication and division techniques	1		4%			
	3.4 Models of Teaching: Concept attainment model Mastery Learning model	2		5%			
4	Unit 4 Teaching Aids in Mathematics		8	25%	Lecture Cum Discussion, Group Discussion, Assignment Project work	Handouts, PPT Presentation, Charts	Reference No. 10 http://www.mathguru.com http://www.sakshat.com
TOTAL		32 HOURS		100%			

OBJECTIVE – WISE DISTRIBUTION OF WEIGHTAGE

Knowledge	Comprehension	Application	Analysis	Synthesis	Evaluation	Total
15	20	20	15	15	15	100

REFERENCES:

1. Bhatt, Shukla Ane Parekh. (2003), ‘Nutan Ganitnu Adhyapan’, C. Jamanadas Co., Ahmedabad.
2. Lucein Blue Kinney, (1954), ‘Teaching Mathematics in Secondary School’, Rinehart & co., New York.
3. Mangal S. K. (1987), ‘Teaching of Mathematics’, Prakash Brothers Education Publishers, Jalandhar.
4. Mangal, S.K. (1981). Teaching of mathematics: Prakash Brothers Publishers, Ludhiana,.
5. Nanda N. N. (1972), ‘Teaching of Mathematics’, Sharda Brothers, Ludhiana.
6. Patel R. S. (2003), ‘Ganitnu Adhyapan: Vishayvastu tatha Paddhati’, Nirav Prakashan, Ahmedabad.
7. Rai B. C. (1978), ‘Teaching of Mathematics’, Prakashan Kendra, Lucknow.
8. Shah B. S. (1987), ‘Ganitna Adhyapannu Parishilan’, B. S. Shah Prakashan, Ahmedabad.
9. Siddhu, K.S. (2011), ‘Teaching of Mathematics’, Sterling Publication, New Delhi.
10. Glenda Anthony and Margeret Walshaw (2008), ‘Effective Pedagogy in Mathematics’, International academy of education, UNESCO

Websites:

<http://www.mathguru.com>

<http://www.sakshat.com>

<http://www.educationinindia.net>



COURSE FOR SEMESTER - 1

PEDAGOGY OF SCHOOL SUBJECT: ECONOMICS (PS1/PS2)

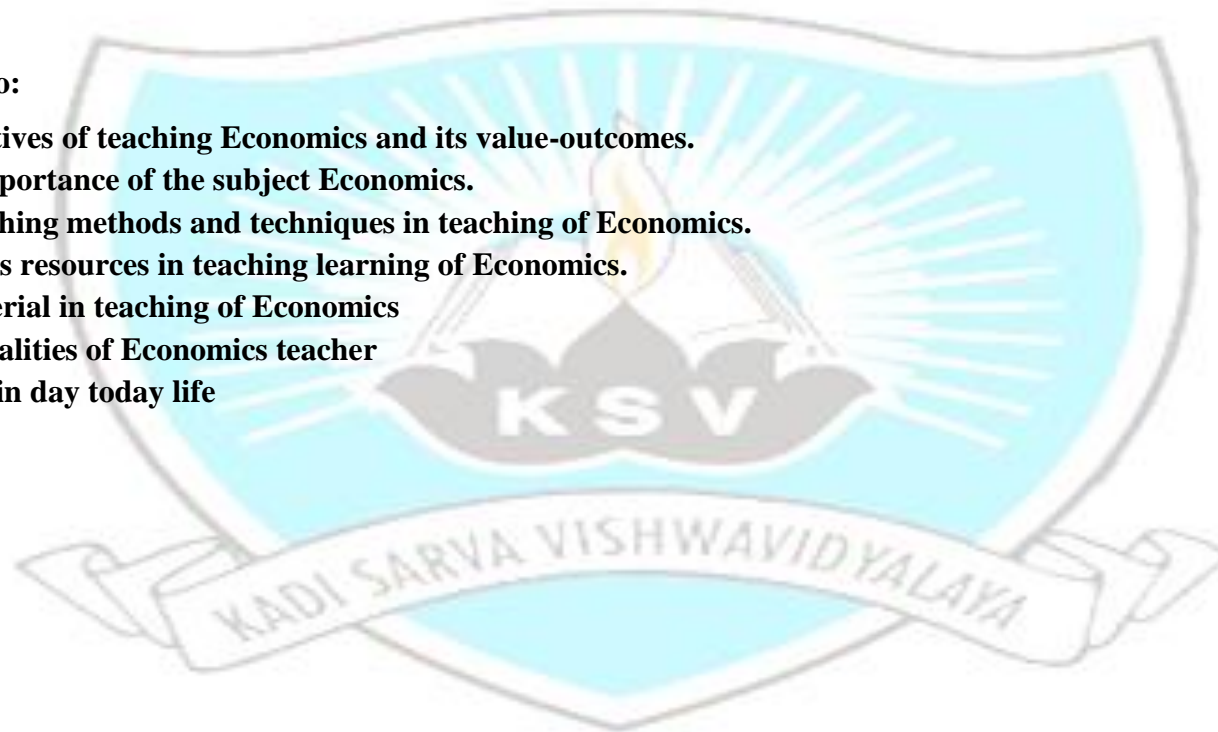
Credits – 2

Marks: 50

Learning Outcomes:

Teacher Trainees will be able to:

- 1. Define aims, objectives of teaching Economics and its value-outcomes.**
- 2. Explain nature, importance of the subject Economics.**
- 3. Apply various teaching methods and techniques in teaching of Economics.**
- 4. Analyze the various resources in teaching learning of Economics.**
- 5. Use reference material in teaching of Economics**
- 6. Understand the qualities of Economics teacher**
- 7. Apply the Subject in day today life**



SCHEME OF TEACHING AND ASSESSMENT:

Unit	Topics	Instructional Hours		Total	Weightage (100%)	Suggested Methodology	References
		Sub Units	Total Hours				
1	Unit 1 An introduction of Economics and its teaching : 1.1 Concept of Economics (Meaning) 1.2 Importance of Economics 1.3 General objectives and specific objectives of teaching of Economics in terms of learning outcomes. 1.4 Contribution of Economists : Indian: Chanakya, Manmohan Sinh Western: Adam Smith, Prof. Marshal 1.5 Economics teacher <ul style="list-style-type: none"> • General qualities • Specific qualities • Professional qualifications 		8	25%	Discussion, Group - Discussion, Story Telling Method , Seminars Methods	Handouts, PPT, Computer, Scrap-Books Charts and Pictures of Economists	Reference No : 1, 11
2	Unit II Planning in Economics Teaching & Textbook: 2.1 Importance of Planning. 2.2 Micro teaching <ul style="list-style-type: none"> • Concept • Steps • importance 2.3 Importance of textbook of Class 11 th of GSEB from teachers and students point of view 2.4 Criteria of a good textbook Critical evaluation of Economics textbook of class 12 th of GSEB		8	20%	Group Discussion, Assignment, Question Answer Method, Seminars Method Discussion,	Handouts, Transparency PPT , Computer, Reference Books	Reference No : 4, 7

3	Unit III Methods techniques in Economics teaching: 3.1 Methods of Economics teaching 3.2 Importance of various methods 3.3 Methods: Comparative, <ul style="list-style-type: none"> • Survey, • Project, • Lecture, • Group discussion, • Assignment, • Seminar, 3.4 Techniques of Economics teaching : <ul style="list-style-type: none"> • Dramatization • Questioning • Illustration 	1 1 4 2	8	30% 3% 4% 15% 8%	Discussion, Dramatization, Simulation, Group Task, Project, Book, Reviews, Assignment	Handouts, PPT, Computer, Scripts,	Reference No : 1, 8, 9
4	Unit IV Teaching aids and activities for Economics teaching 4.1 Teaching aids: <ul style="list-style-type: none"> • Concept • importance 4.2 Visual aids – <ul style="list-style-type: none"> • bulletin board, • models • pictures, • Charts • Magazines • Newspapers • Reference books • Documents 4.3 Audio visual aids : TV, Computer, Audio, Radio	2 3 3	8	25% 5% 10% 10%	Book Reviews, Discussion, Problem Solving Method, Simulation, Group Task, Project, Field Visit	Handouts, PPT, Computer, Text- Print material	Reference No : 1, 5
TOTAL			32 HOURS	100%			

OBJECTIVE – WISE DISTRIBUTION OF WEIGHTAGE

Knowledge	Comprehension	Application	Analysis	Synthesis	Evaluation	Total
10	20	20	20	15	15	100

REFERENCES:

1. Agrawal J.C. “Teaching of Economics A Practical Approach”, New Delhi. Vikas Publishing House Pvt Ltd
2. Chakravarty, Sukhamong (1987). Teaching of Economics in India: Himalaya Publishers. Bombay.
3. Das, R.C.(1984). Curriculum and Evaluation: NCERT. New Delhi.
4. Jhingan M.C. (2004). Micro Economics Theory: Vrinda Publications (P) Ltd, New Delhi.
5. Lumsend K.G. (1970). New developments in teaching of Economics: Prentice hall, New Jersey.
6. Mustafa, M.(2005). Teaching of Economics New Trends and innovations: Deep and Deep Publications(P) Ltd.
7. Patel Motibhai M. and Others (2007), “Arthashashtra na Adhyapan nu Parishilan”, B. S. Shah Prakashan, Ahmedabad.
8. Saxena N.R. etal “Teaching of Economics”, R.Lall Book Depot Meerut.
9. Sharma, A (2005). Teaching of Economics: Surjeet Publications, New Delhi.
10. Teaching Units in Economics for High and Higher Secondary Stage, NCERT, New Delhi, 1974.
11. Yadav, A (1995). Teaching of Economics: Anmol Publications Pvt. Ltd., New Delhi

COURSE FOR SEMESTER – I
PEDAGOGY OF SCHOOL SUBJECTS: ENGLISH (PS1/PS2)

Credits – 2

Marks: 50

Learning Outcomes:

Teacher Trainees will be able to...

1. **Classify and elaborate the developmental stages of English Language**
2. **Explain and apply different pedagogies of teaching English Language**
3. **Formulate the aims of teaching English Language**
4. **Introduce the basic concepts of English Language**
5. **Analyze, synthesize and practically apply the theories of language learning in social context**



SCHEME OF TEACHING AND ASSESSMENT:

Unit	Topics	Instructional Hours		Total	Weightage (100%)	Suggested Methodology	References
		Sub Units	Total Hours				
1	Unit 1 : Nature and importance of English Language 1.1 Language: Its meaning, characteristics, Language used as a tool of communication 1.2 Importance of English language and Problems faced by Gujarati Learners		8	25%	Discussion	PPT, Computer and Hand-outs	Reference No: 1 & 9
		4		12.5%	Group Discussion		
		4		12.5%	Presentation		
2	Unit 2 : Methods and Techniques of Teaching English 2.1 Methods of Teaching English (nature, principles, procedure, merits and demerits) <ul style="list-style-type: none"> • Grammar translation method • Bilingual method • Direct method 2.2 Techniques of teaching English : Role play, Simulation, Dialogue, Language games, Demonstration	4	8	25%	Role play Collaborative Learning Self-study Presentation Discussion Brain storming	Books CDs Language games	Reference No: 7 & 9
		4		12.5%			
3	Unit 3 : Objectives and Planning of Teaching English 3.1 General and specific objectives 3.2 Planning of Prose, Poetry and Grammar 3.3 Audio Visual Aids : types (Projective & Non-Projective Devices), Its effective use		8	25%	Discussion Simulation Project work Self-study	Books CDs Language games	Reference No: 5 & 9
		3		9%			
		3		9%			
		2		7%			
4	Unit 4 : Developing Linguistic Skills : 4.1 Developing Listening Skill 4.2 Developing Speaking Skill 4.3 Developing Reading Skill 4.4 Developing Writing Skill		8	25%	Presentation Discussion Project work Review method Play/Script writing	Books, PPT, Computer and Hand-outs, Available Scripts	Reference No: 6 & 9
		2		6%			
		2		6%			
		2		6%			
		2		7%			
TOTAL		32 HOURS		100%			

OBJECTIVE – WISE DISTRIBUTION OF WEIGHTAGE

Knowledge	Comprehension	Application	Analysis	Synthesis	Evaluation	Total
15	20	20	15	15	15	100

REFERENCES:

1. Bansal, R.K. and Harrison, J.B. (1972), “Spoken English for India”, Orient Longman Ltd., Madras.
2. Doff, A. (1988), “Teach English-Training Course for Teachers”, Cambridge University Press, Cambridge.
3. Hornby, A.S. (1968), “A Guide to Patterns and Usage in English”, OUP, Oxford,
4. Hubbard, P. and Hywel, J. et al. (1983), “A Training Course for TEFL”, Oxford University Press.
5. Joseph, K.S. (1991), “Self Instruction in English Grammar”, Anmol Publications, New Delhi.
6. Leech Geoffrey and Svartvik (2000), “Communicative Grammar of English”, C.U.P., Cambridge.
7. Mukalel, J.C.(1998), “Approaches to English Language Teaching”, Discovery Publishing House, New Delhi.
8. Mukalel, J.C.(1998), “Psychology of Language Teaching”, Discovery Publishing House, New Delhi.
9. Pathak, Kalpesh H.(2005), “Teaching English”, Varishen Publication, Ahmedabad.

COURSE FOR SEMESTER – I
PEDAGOGY OF SCHOOL SUBJECT: SOCIAL SCIENCE (PS1/PS2)

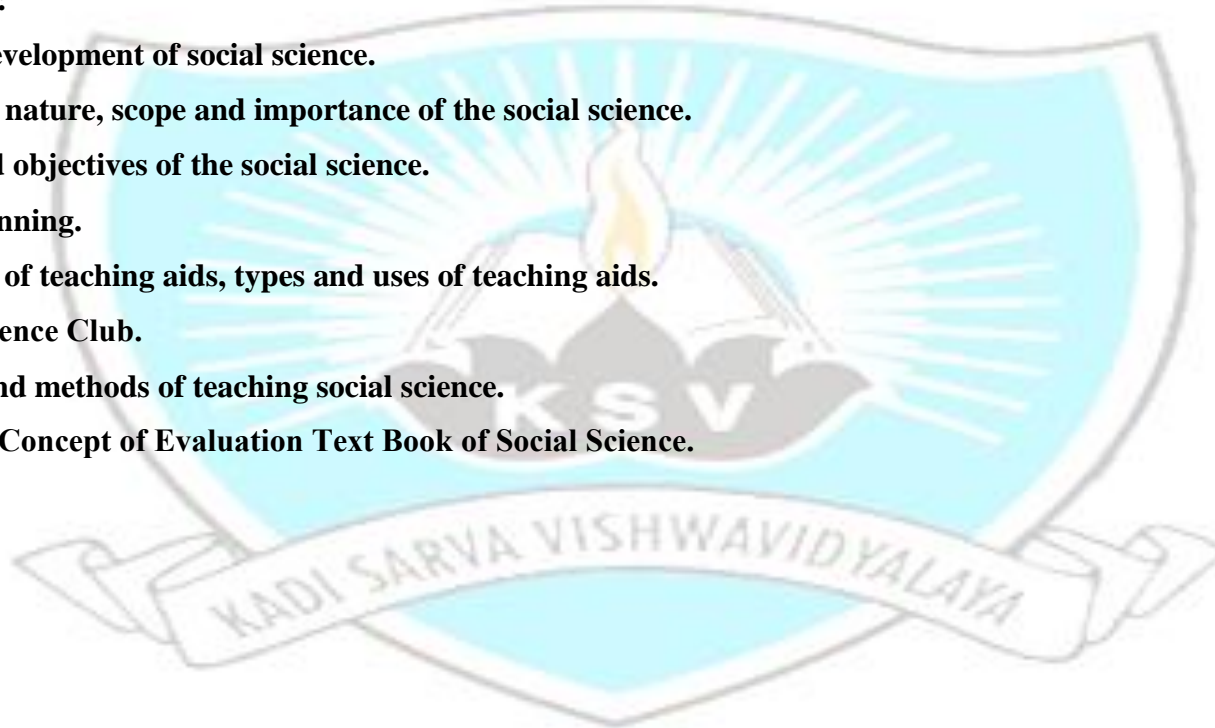
Credits – 2

Marks: 50

Learning Outcomes:

Teacher trainees will be able to:

- 1. Define the historical development of social science.**
- 2. Define and analyze the nature, scope and importance of the social science.**
- 3. Formulate the aims and objectives of the social science.**
- 4. Understand Lesson Planning.**
- 5. Understanding concept of teaching aids, types and uses of teaching aids.**
- 6. Formation of Social Science Club.**
- 7. Apply the techniques and methods of teaching social science.**
- 8. Develop Understanding Concept of Evaluation Text Book of Social Science.**



SCHEME OF TEACHING AND ASSESSMENT:

Unit	Topics	Instructional Hours		Total	Weightage (100%)	Suggested Methodology	References
		Sub Units	Total Hours				
1	Unit 1 Historical Knowledge about Social Science 1.1 Concept & scope of social science 1.2 Need and importance of Social Science 1.3 Aims of teaching social science		7	(20%)	Lecture cum Discussion	-PPts, Transparency	Reference No: 1,2,3,4,7,8,13
2	Unit 2 Objectives, Lesson Planning & Teaching Aids 2.1. General and Specific objectives of Social Science 2.2 Meaning & Importance of Lesson Planning 2.2.1 Pre- Practice Teaching 2.3 Teaching Aids 2.3.1 Concept and Need of Teaching Aids 2.3.2 Pictures & Charts, Globe, Maps, Coins - Stamps, Date Line 2.3.3. O.H.P & L.C.D. Projectors & Computer		10	(30%)	Lecture cum Discussion Project Method	- PPTs Transparency Pictures Charts Date Line Maps-Globe H.P & L.C.D Projectors Computer News Papers Magazines Coins Stamps	Reference No: 1,2,3,4,5,6,7,8,13
3	Unit 3 Methods of teaching Social Science 3.1 Methods of teaching Social Science : 3.1.1. Source Method 3.1.2. Lecturer Method 3.1.3. Project Method 3.1.4. Exhibition Method 3.1.5. Group Discussion Method 3.1.6. Seminar Method		8	(25%)	Lecture cum Group Discussion Seminar Method	-PPts, Transparency	Reference No: 1,2,3,4,5,6,7,8,9,10,11 ,12,13,18,19,20,22

4	Unit 4 Teaching Techniques, Social Science Club & Social Science Text Book		7	(25%)	Group Discussion	- PPTs Transparency	Reference No: 11,12,13,14,15,16,17, 21,23,24,27
	4.1 Techniques of teaching Social Science :	3		9%			
	4.1.1. Questioning Technique						
	4.1.2. Story Telling Technique						
	4.1.3. Role Play Technique						
	4.2 Social Science Club				Project Method		
	4.2.1 Concept	2		8%	P.P.T		
	4.2.2 Importance						
	4.2.3 Activity						
	4.3 Text Book of Social Science	2		8%			
	4.3.1 Criteria of a good Text Book						
	4.3.2 Review of present Text Book of Standard-9th and 10th`						
TOTAL			32 HOURS	100%			

OBJECTIVE – WISE DISTRIBUTION OF WEIGHTAGE

Knowledge	Comprehension	Application	Analysis	Synthesis	Evaluation	Total
15	20	20	15	15	15	100

REFERENCES:

- જોષી જુહાસા અને અન્ય ,(2008) સામાજિક વિજ્ઞાન વિષયપદ્ધતિ.અમદાવાદ ,અક્ષર પબ્લિકેશન ,
- Agrawal J.C., (2006). “Teaching of Social Studies”, Vikas Publication house, New Delhi.
- Bhalvinder, K., (2005). “Teaching of Social studies”, Deep and Deep Publication, New Delhi.
- Bhattacharya, S. & Darji, D.R. “Teaching of Social Studies in Indian Schools”, Acharya Book Depot, Baroda.
- Binning, A.C., “Teaching of Social Social Studies in Secondary School”, McGraw Hill and Co., New York.
- Chaya, S., (2003). “Teaching of Social Studies in Elementary School”, Mohit Publication, New Delhi.
- Kochhar, S.K., (2002). “Teaching of Social Studies”, Sterling Publication, New Delhi.
- Mishra B.K., “Teaching of social Studies”, Suriya Publication.

9. પંડ્યા પ્રતાપરાય , (૨૦૦૫)સામાજિક વિજ્ઞાન અધ્યાપન પદ્ધતિવાચમદા ,આણંદ બૂક ડીપો ,દ
10. પંડ્યા પ્રતાપરાય , (૨૦૦૫)સામાજિક વિજ્ઞાન અધ્યાપન પદ્ધતિઅમદાવાદ , વારિશેણ પ્રકાશન ,
11. Parikh, S. (2005). “Samajik Vigyan Shikshan”, Avishkar Publication, Jaipur.
12. Patel Ishwarbhai and others (2008), “Samajikvigyan – Vishay Paddhati”, Akshar Prakashan, Ahmedabad.
13. Patel Motibhai. (2006). “Samajik Vigyan Adhyapannu Parishilan”, B. S. Shah Prakashan, Ahmedabad.
14. Prabha, R., (2005). “Teaching of Social Studies”, Dominat Publication, New Delhi.
15. રાવલ નટુભાઈ અને અન્ય , (૨૦૦૪)સમાજવિદ્યાનું અભિનવ અધ્યાપન અમદાવાદ ,શનનીરવ પ્રકા,
16. Saxena N.R. “Teaching of Social Studies”, R.Lal Publication, Meerut.
17. Sharma R.L. Teaching of Social Studies, Vinod Pustak Mandir, Agra.
18. Sharma, S.R., (2002).” Teaching of Social Studies in Elementary School”, Almol Publication, New Delhi.
19. Shidhu, H.S., (2007). “Teaching of Social Studies”, Tondan Publication.
20. Shujaat.M.D., (2005). “Teaching of Social Studies”, Almol publication, New Delhi.
21. Singh, Y.K., (2004). “Teaching of Social Studies”, Apit Publication, New Delhi.
22. Taneja, V.R. Teaching of Social Studies, Vinod Pustak Mandir, Agra.
23. Vashit, S.R., (2005). “Theory of Social Studies”, Almol Publication, New Delhi.
24. <http://www.ncert.nic.in/NCERTS/textbook/textbook.htm?gess3=0-10>
25. <http://www.education.com/pdf/definitions-social-studies/>
26. <http://www.sunypress.edu/pdf/52303.pdf>
27. Gujarat State Text Book Board Std: 6 to 10



COURSE FOR SEMESTER – I

PEDAGOGY OF SCHOOL SUBJECTS: हिन्दी (PS1/PS2)

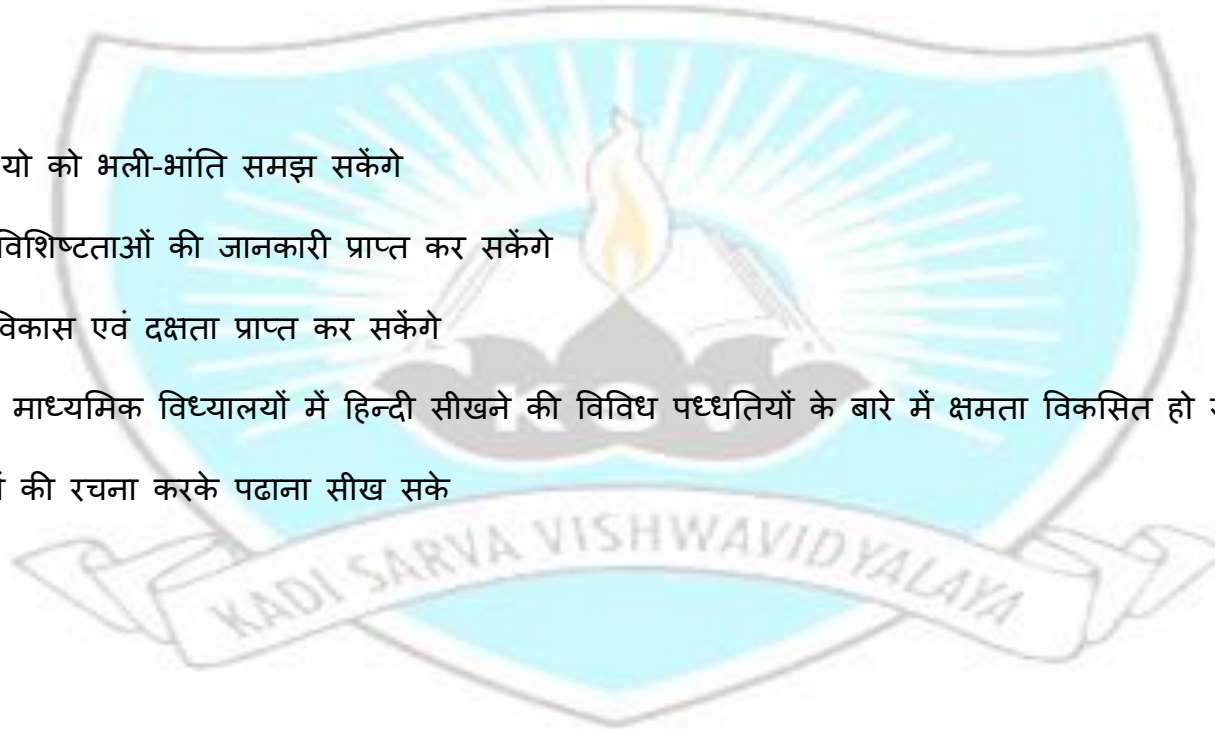
Credits – 2

Marks : 50

Learning Outcomes:

प्रशिक्षणार्थी

- १ हिन्दी शिक्षा के उद्देश्यो को भली-भांति समझ सकेंगे
- २ कथन कौशल्यों की विशिष्टताओं की जानकारी प्राप्त कर सकेंगे
- ३ वाचन कौशल्य का विकास एवं दक्षता प्राप्त कर सकेंगे
- ४ माध्यमिक एव उच्च माध्यमिक विध्यालयों में हिन्दी सीखने की विविध पध्धतियों के बारे में क्षमता विकसित हो सकेगी
- ५ अच्छे पाठ आयोजनों की रचना करके पढाना सीख सके



SCHEME OF TEACHING AND ASSESSMENT:

इकाई	विषयवस्तु	Instructional Hours		Weightage (100%)	Suggested Methodology	Teaching Aids	References
		Sub Units	Total Hours				
1	हिन्दी शिक्षा के उद्देश्य एवं मौखिक अभिव्यक्ति की शिक्षा:		8.0	25%	Lecture Cum Discussion, Presentations Assignment. Lecture Method	Handouts, LCD Projector, Computer	Reference No: 1
	1.1 राष्ट्रभाषा शिक्षा के उद्देश्य: सामान्य एवं विशिष्ट उद्देश्य	2.5		10%			
	1.2 मौखिक अभिव्यक्ति की शिक्षा: मौखिक अभिव्यक्ति का महत्व, गुण, प्रयुक्तियाँ, विधायी बच्चों में पायेजानेवाले उच्चारण दोष एवं उसके सुधार के उपाय	5.5		15%			
2	भाषा शिक्षा के सिद्धान्त व वाचन कौशल्य:		8.0	25%	Discussion, Assignment. Source Method, Group Discussion	Handouts, LCD Projector, Computer, Reference Books	Reference No: 2
	2.1 भाषा शिक्षा के सिद्धान्तसूत्र	2.0		8%			
	2.2 वाचन शिक्षा: वाचन का महत्व, वाचन शिक्षा की प्रयुक्तियाँ, वाचन के प्रकार, वाचन के दोष व सुधार के उपाय	6.0		17%			
3	राष्ट्रभाषा शिक्षा व पाठ आयोजन:		8.0	25%	Lecture Cum Discussion, Simulation, Group Task, Project, Lecture Method, Group Discussion	Handouts, LCD Projector, Computer, Chart	Reference No: 4
	3.1 राष्ट्रभाषा शिक्षा का स्वरूप एवं राष्ट्रभाषा शिक्षा की साहित्यिक, सांस्कृतिक, व्यावसायिक एवं राजकीय महत्ता	2.0		8.0%			
	3.2 पाठ आयोजन: संकल्पना, सोपान, महत्व एवं पाठ आयोजन तथा इकाई आयोजन में अंतर	6.0		17.0			

4	भाषा शिक्षा की विधियाँ एवं दृष्य-श्राव्य साधन:		8.0	25%	Discussion, Problem Solving Method, Project work, Group Discussion	Reference Books Handouts, LCD Projector, Computer, Text- Print material	Reference No: 2
	4.1 भाषा शिक्षा की विधियाँ; प्रत्यक्ष, परोक्ष, स्वाध्याय तथा कार्यसभा विधि	2.5		10%			
	4.2 राष्ट्रभाषा शिक्षा में दृष्य-श्राव्य साधन: दृष्य- श्राव्य साधनों का महत्व एवं उपयोग	55		15%			
TOTAL			32 HOURS	100%			

OBJECTIVE – WISE DISTRIBUTION OF WEIGHTAGE

Knowledge	Comprehension	Application	Analysis	Synthesis	Evaluation	Total
10	20	20	20	15	15	100

संदर्भ सूची : (REFERENCES)

1. बोबे-(1994) .सं.बा , हिन्दी की अध्यापन पद्धति पुणे,नूतन प्रकाशन ,
2. डॉ सीताराम देशमुख 2007हमदाबाद ,अक्षर पब्लिकेशन ,विषयपद्धति - हिन्दी
3. गोदर विनोद (1994) नई प्रकाश वाणी ,प्रयोजन मूलक हिन्दी -दिल्ली
4. कुलकर्णी-(1964) , हिन्दी अध्यापन पद्धति आग्रा ,केन्द्रीय हिन्दी संस्थान ,
5. श्रीवास्तव-(1983) रविंद्रनाथ एवं तिवारी भोलानाथ , हिन्दी भाषा संरचना और प्रयोग नेशनल पब्लिकेशन दिल्ली ,
6. तिवारी भोलानाथ -(1976) हिन्दी भाषा विज्ञान इल्हाबाद ,किताब महल .

COURSE FOR SEMESTER – I
PEDAGOGY OF SCHOOL SUBJECT: SANSKRIT (PS1/PS2)

Credits – 2

Marks: 50

Learning Outcomes:

પ્રશિક્ષણાર્થી:

1. સંસ્કૃતના ભાવાત્મક અને ઐક્ય મૂલ્યોનો પરિચય કેળવે
2. સંસ્કૃતની વિવિધ અધ્યાપન પદ્ધતિઓથી પરિચિત થાય
3. સંસ્કૃતના અધ્યયન દ્વારા ઉચ્ચારણ શુદ્ધિ પ્રાપ્ત કરે.
4. સંસ્કૃત વિષયનો અન્ય વિષય સાથે અનુબંધ કરે.
5. દૈનિકજીવનમાં સંસ્કૃત ઉપયોગથી સજ્જ થાય.



SCHEME OF TEACHING AND ASSESSMENT:

Unit	Content	Instructional Hours		Weightage (100%)	Suggested Methodology	Teaching Aids	References
		Sub Units	Total Hours				
1	<p>प्रथमान्विति:- संस्कृतभाषाया ऐतिहासिकं ज्ञानं महत्त्वं च</p> <p>१.१ संस्कृतभाषायाः महत्त्वम्</p> <p>१.२ संस्कृतभाषायाः शिक्षणं लोकप्रियं करणोपायाः</p> <p>१.३ भारतीयभाषाणां विकासे संस्कृतभाषायाः योगदानम्</p> <p>१.४ संस्कृतस्य अन्यविषयैस्सह अनुबन्धः</p> <p>१.५ संस्कृतभाषायां साहित्यम्</p> <p>१.६ संस्कृते भावात्मकैकता</p>	2	8	25%	Discussion, Seminar, Group discussion, Simulation	LCD Projector, Computer, OHP	Reference No : 1
2	<p>द्वितीयान्विति:- संस्कृतभाषाया अध्ययनं हेतवश्च</p> <p>२.१ संस्कृतभाषाशिक्षणस्य ध्येयानि</p> <p>२.२ संस्कृतभाषाशिक्षणस्य प्राचीन-अर्वाचीनाः हेतवः</p> <p>२.३ संस्कृतभाषाशिक्षायाः सामान्यविशिष्टहेतवः</p> <p>२.४ अध्यापनायोजनस्य संकल्पना, महत्त्वं सोपानानि च</p> <p>२.५ गद्यअध्यापनायोजनस्य हेतवः सोपानानि च</p> <p>२.६ पद्यअध्यापनायोजनस्य हेतवः सोपानानि च</p>	1	8	25%	Group Discussion, Book Reviews, Team teaching and Presentation	Handouts, LCD Projector, Computer,	Reference No : 1, 3

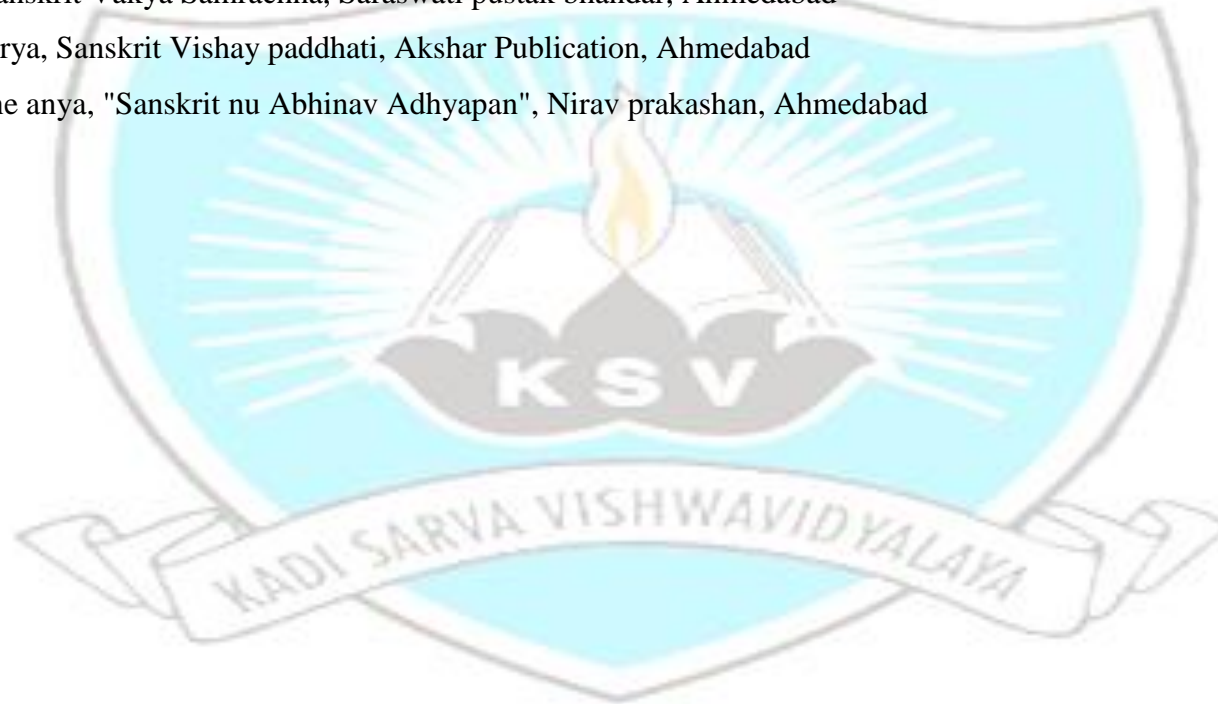
3	<p>तृतीयान्विति:- संस्कृतभाषाशिक्षणस्य पद्धतयः</p> <p>3.1 संस्कृतपद्यशिक्षणस्य पद्धतयः (गीताभिनयपद्धतिः, तुलनापद्धतिः, भाष्यपद्धतिः)</p> <p>3.2 संस्कृतगद्यशिक्षणस्य पद्धतयः (अनुवादपद्धतिः, उद्बोधनपद्धतिः, शब्दकोशपद्धतिः)</p> <p>3.3 संस्कृतशिक्षायाः समस्याः तत्र शिक्षकस्य भूमिका च</p> <p>3.4 संस्कृतशिक्षायाः पद्धतयः (व्याख्यानपद्धतिः, तुलनापद्धतिः, प्रश्नोत्तरपद्धतिः)</p>	2	2	2	2	8	25%	Discussion, Project work, Simulation, Group Task, Team teaching	Handouts, LCD Projector, Computer	Reference No : 4	
4	<p>चतुर्थान्विति:- संस्कृतशिक्षा भाषासज्जता च</p> <p>4.1 संस्कृतशिक्षकस्य गुणाः</p> <p>4.2 संस्कृतखण्डस्य आवश्यकताः</p> <p>4.3 संस्कृतशिक्षायां कण्ठस्थीकरणम्</p> <p>4.4 संस्कृतशिक्षायां मौखिककार्यम्</p> <p>4.5 संस्कृतशिक्षायां लेखनकार्यम्</p>	2	2	2	1	1	8	25%	Discussion, Dramatization, Simulation, Group Task, Project work, Group Discussion, Book Reviews and Presentation	Handouts, LCD Projector, Computer, Scripts	Reference No : 6, 5
TOTAL		32 HOURS		100%							

OBJECTIVE – WISE DISTRIBUTION OF WEIGHTAGE

Knowledge	Comprehension	Application	Analysis	Synthesis	Evaluation	Total
15	20	15	20	15	15	100

REFERENCES:

1. Akuwala C. K. Sanskrit Abhinav Adhyapan, Ahmedabad, Bharat Prakashan, 1956
2. Akuwala C. K. Sanskrit Abhinav Adhyapan, Ahmedabad, Bharat Prakashan, 1956
3. Apte D. G., Teaching of Sanskrit, Bombay, Padma publication
4. Bokil, V. P. and Parasnis, N. K. A. New approach to teaching of Sanskrit, Poona, Lakshagraha press
5. Dr. Bhatt V. M. Sanskrit Vakya Samrachna, Saraswati pustak bhandar, Ahmedabad
6. Dr. Mohini Acharya, Sanskrit Vishay paddhati, Akshar Publication, Ahmedabad
7. Raval Natubhai ane anya, "Sanskrit nu Abhinav Adhyapan", Nirav prakashan, Ahmedabad



COURSE FOR SEMESTER – I
PEDAGOGY OF SCHOOL SUBJECTS: GUJARATI (PS1/PS2)

Credits – 2

Marks : 50

Learning Outcomes:

તાલીમાર્થીઓ -

1. માતૃભાષા અર્થ,સ્વરૂપ અને વિકાસ વિશે લખી શકશે.
2. માતૃભાષા શિક્ષણનું મહત્વ અને તેના હેતુઓ ઓળખી તેના વિશે નોંધ કરવા સમર્થ થશે .
3. માતૃભાષાના વિષયવસ્તુનું અધ્યાપન કૌશલ્ય કેળવશે.
4. માતૃભાષાના શિક્ષણમાં પાઠ આયોજન અને તેના હેતુઓ વિશે નોંધ કરવા સમર્થ થશે.
5. ગુજરાતી ભાષાના સાહિત્ય સ્વરૂપો વિશે નોંધ કરવા સમર્થ થશે.



SCHEME OF TEACHING AND ASSESSMENT:

Unit	Content	Instructional Hours		Weightage (100%)	Suggested Methodology	Teaching Aids	References
		Sub Units	Total Hours				
1	<p>ગુજરાતી ભાષાનો અર્થ,સ્વરૂપ અને વિકાસનું અધ્યયન:</p> <p>1.1 ગુજરાતી ભાષાનો અર્થ અને સ્વરૂપ</p> <p>1.2 ગુજરાતી ભાષાનો ઉદભવ અને વિકાસ</p> <p>1.3 ભાષા અને ભાષા વિકાસ -ભાષાનાં ઘટકો -ભાષાની વિવિધ લાક્ષણિકતાઓ</p> <p>1.4 માતૃભાષા શિક્ષણની પ્રયુક્તિઓ -વાર્તા અને ગાન</p>	2 3 1 2	8	25% 6% 7% 6% 6%	<p>કથન ચર્ચા-,</p> <p>જૂથચર્ચા ,</p> <p>પરિસંવાદ ,</p>	<p>લેખન ,</p> <p>LCD Projector,</p> <p>OHP</p>	Reference No: 2
2	<p>ગુજરાતી ભાષાનું મહત્વ,પોષક પરિબલો અને અધ્યયનના હેતુઓ:</p> <p>2.1 માતૃભાષા શિક્ષણનું મહત્વ</p> <p>2.2 માતૃભાષા અધ્યયન માં પોષક પરિબલો -કુદરતી શક્તિઓ , પેરણા, વાતાવરણ</p> <p>2.3 માતૃભાષાશિક્ષણના હેતુઓ -સામાન્ય હેતુઓ, વિશિષ્ટ હેતુઓ</p> <p>2.4 માતૃભાષાશિક્ષણની પદ્ધતિઓ: -વ્યાખ્યાન પદ્ધતિ,આગમન – નિગમન પદ્ધતિ</p>	1 2 2 3	8	25% 6% 7% 6% 6%	<p>જૂથચર્ચા</p> <p>કથનચર્ચા-</p> <p>વ્યાખ્યાન</p>	<p>સંદર્ભગ્રંથ ,</p> <p>LCD Projector,</p> <p>OHP</p>	Reference No: 6

3	ગુજરાતી ભાષામાં પાઠ આયોજન અને હેતુઓ: 3.1 પાઠ આયોજન ; સંકલ્પના,મહત્વ,અને તેની વિશિષ્ટતાઓ 3.2 ગદ્યપાઠ આયોજન 3.3 ગદ્ય શિક્ષણના હેતુઓ અને ધ્યાનમાં રાખવાની બાબતો 3.4 પદ્યપાઠ આયોજન, પદ્ય શિક્ષણના હેતુઓ અને ધ્યાનમાં રાખવાની બાબતો	2 1 2 3	8	25% 6% 6% 6% 7%	પેનલચર્ચા , આગમન- નિગમન, જૂથચર્ચા	, LCD Projector, Computer, લેખન	Reference No: 5
4	માતૃભાષાના કૌશલ્યો : 4.1 શ્રવણ કૌશલ્ય: અર્થ અને મહત્વ 4. 2 શ્રવણ કૌશલ્ય વિકસાવવા માટેની પ્રવૃત્તિઓ 4.3 કથન કૌશલ્ય: અર્થ અને મહત્વ 4.4 કથન કૌશલ્ય વિકસાવવા માટેની પ્રવૃત્તિઓ	2 2 2 2	8	25% 6% 6% 6% 7%	સ્વાધ્યાય , કથન નિરિક્ષિત,, કથનચર્ચા-	LCD Projector, Computer,	Reference No: 7
TOTAL			32 HOURS	100%			

OBJECTIVE – WISE DISTRIBUTION OF WEIGHTAGE

Knowledge	Comprehension	Application	Analysis	Synthesis	Evaluation	Total
10	20	20	20	15	15	100

REFERENCES:

1. Mukalel, J.C.(1998), "Approaches to English Language Teaching", Discovery Publishing House, New Delhi.
2. કોઠારી જયંત અમદાવાદ , ગ્રંથ નિર્માણ બોર્ડ.ભાષા પરિચય અને ગુજરાતી ભાષાનું સ્વરૂપ યુનિ,
3. દેવ . અમદાવાદ, શાહ પ્રકાશન .એસ.બી, ગુજરાતી અધ્યાપનનું પરિશીલન, શાસ્ત્રી જયેન્દ્ર,
4. પટેલ અશોક અને અન્ય ગુજરાતીનું આદર્શ અધ્યાપન . અમદાવાદ, વારિષનપ્રકાશન,
5. પટેલ મોતીભાઈ અને અન્ય ગુજરાતી વિષયનું અધ્યયન અમદાવાદ, શાહ પ્રકાશન .એસ.બી,
6. રાવલ નટુભાઈ અને અન્ય અમદાવાદ, નીરવ પ્રકાશન,ગુજરાતી અભિનવ અધ્યાપન પદ્ધતિ,
7. વાઘેલા ઈશ્વરભાઈ અને અન્ય .અમદાવાદ, અક્ષરપ્રકાશન,ગુજરાતી વિષય પદ્ધતિ,



COURSE FOR SEMESTER - 1

PEDAGOGY OF SCHOOL SUBJECT: TEACHING OF COMPUTER SCIENCE (PS1/PS2)

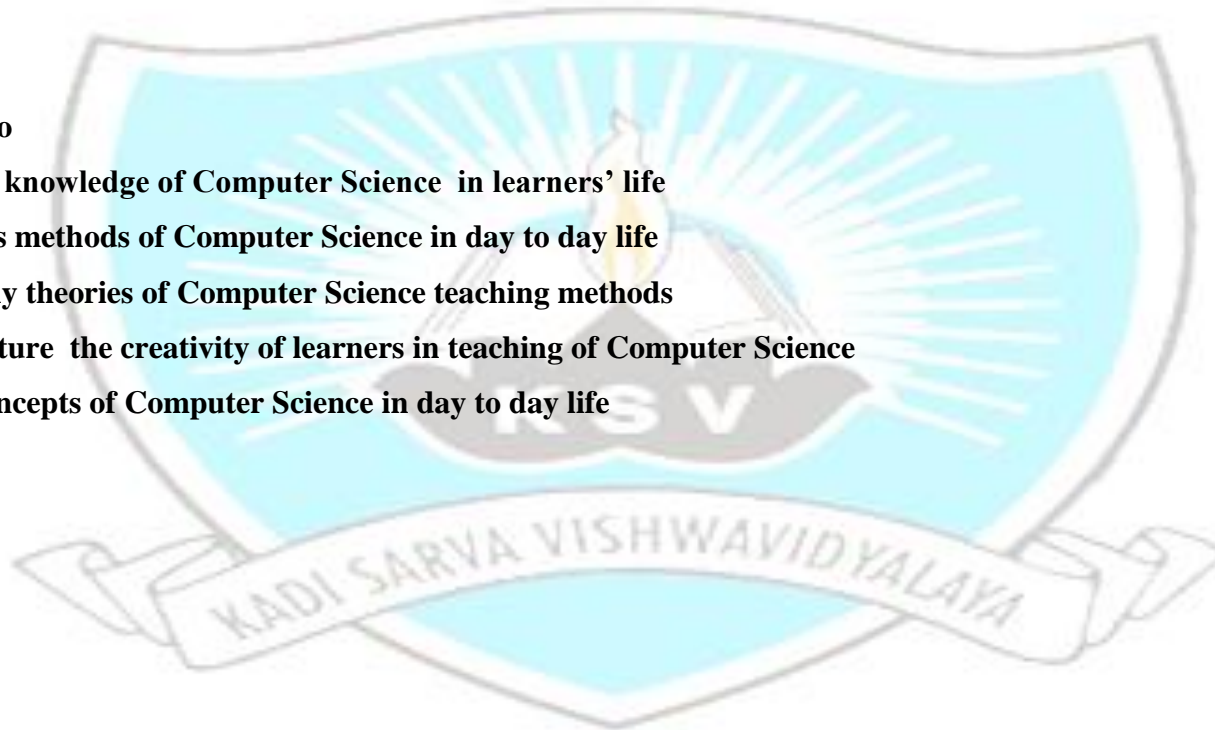
Credit : 2

Marks : 50

Learning Outcomes:

Teacher trainees will be able to

- 1. Define and apply knowledge of Computer Science in learners' life**
- 2. Apply the various methods of Computer Science in day to day life**
- 3. Analyze and apply theories of Computer Science teaching methods**
- 4. Identify and nurture the creativity of learners in teaching of Computer Science**
- 5. Apply various concepts of Computer Science in day to day life**



SCHEME OF TEACHING AND ASSESSMENT:

Unit	Content	Instructional Hours		Weightage (100%)	Suggested Methodology	Teaching/ Learning Recourses	References
		Sub Units	Total Hours				
1	Historical Knowledge about computer Science 1.1 Understand the historical development of Computer 1.2 Contribution in invention of computers : Base Pascal, Charles Babbage 1.3 Difference : Computer Education as a school subject in past and present situations	3 2 3	8	25% 9% 7% 9%	Lecture Cum Discussion,	Handouts, PowerPoint presentation Computers LCD Projector,	Reference No: 1, 2
2	Understanding of Pedagogical Approaches and Aims 2.1 Concept, aims, objectives and importance of teaching computer science 2.2 Method of teaching of Computer science: <ul style="list-style-type: none"> • Problem Solving method • Demonstration method • Laboratory Method • CAI, CAL • Web based learning/ Teaching 2.3 Teaching aids: Concept, types of teaching aids	3 4 1	8	25% 9% 13% 3%	Lecture Discussion Group Discussion	PowerPoint presentation Computers LCD Projector,	Reference No: 5
3	Disciplinary Knowledge & Basic Concept of Computer Science 3.1 Computer : Definition, characteristics, Uses of computers in different areas in present situations 3.2 Classifications of computers : Super, micro, mainframe, mini computers, personal computer,	1 1	8	25% 3% 3%	Lecture Demonstrations	PowerPoint presentation CAI Computers	Reference No: 3, 4

	laptop 3.3 Hardware and software : definition - hardware and software Types of software : <ul style="list-style-type: none"> • Application software : Microsoft Word, Power point, Excel • System Software : Operation System 3.4 Hardware Tools : <ul style="list-style-type: none"> • CPU- Control Unit, Arithmetic and Logic Unit • Memory Unit (Storage devices- CD,DVD, Pen drive, Floppy etc) • Input Devices • Output Devices 3.5 Internet : Definition, Uses, Disadvantages	2		6%	Discussion	LCD OHP	
		3		10%			
		1		3%			
4	Practical Application of theories in relation to subject in its social context 4.1 PowerPoint Presentation 4.2 Prepare mark sheet in excel 4.3 Preparation of any one digital teaching aids 4.4 Project Work		8	25%	Demonstrations	Computers	Reference No: 3
		2		6.25%			
		2		6.25%	Discussion		
		2		6.25%			
		2		6.25%			
TOTAL		32 HOURS		100%			

OBJECTIVE – WISE DISTRIBUTION OF WEIGHTAGE

Knowledge	Comprehension	Application	Analysis	Synthesis	Evaluation	Total
15	20	20	15	15	15	100

REFERENCES:

1. Shukla Satish (2009), *Information Technology in Education*, Ahmedabad, Varishen Prakashan, 2003.
2. Shukla Satish (2011), *ICT in Teacher Education*, Agra : Agrawal Publications.
3. Patel Ashok. (2004), “Information Technology in Education”, Nirav Prakashan, Ahmedabad.
4. Dave Saket. (2003), “Shikshanma Information Technology”, Anada Book Dipo, Ahmedabad.
5. Dr. Y.K. Singh(2004), “ Teaching of computer science”, A.P.H. Publication Corporation, New Delhi
6. Raja Raman V. (1986), *Fundamentals of Computers*, Delhi, PHI Publications.
7. Shukla Satish (2009), *Information Technology in Education*, Ahmedabad, Varishen Prakashan, 2003.
8. Shukla Satish (2009), *Basics of Information Technology for Teacher Trainees*, Ahmedabad : Varishen Prakashan, 2005.
9. Sinha, (1997) *Computer Fundamentals*, New Delhi : BPB Publication.
10. Rajaraman, “Fundamentals of Computer”, Prantice-Hall of India Pvt. Ltd, New Delhi.

Websites:

<http://www.computerhope.com>

<http://www.computerhelpatoz.com>

<http://www.microsoft.com>



COURSE FOR SEMESTER – I

READING AND REFLECTING ON TEXTS (EPC1A)

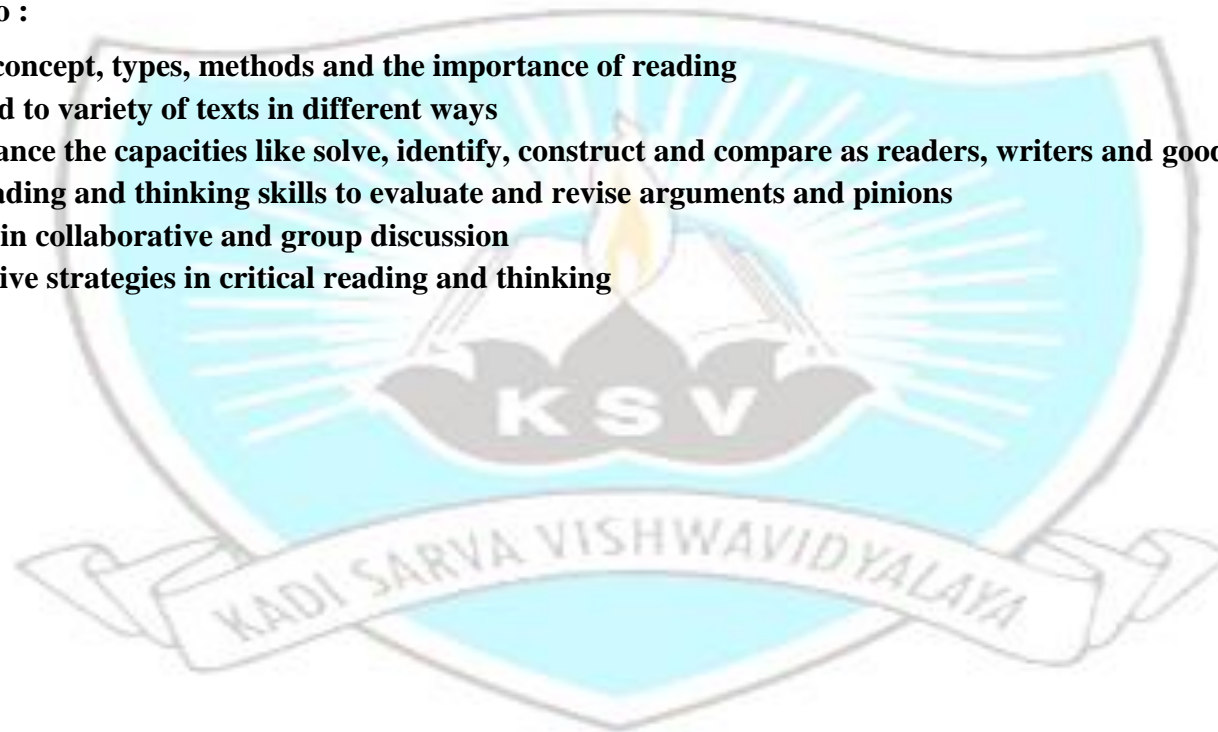
Credits – 2

Marks : 50

Learning Outcomes :

Teacher Trainees will be able to :

- 1. Write about the concept, types, methods and the importance of reading**
- 2. Read and respond to variety of texts in different ways**
- 3. Develop and enhance the capacities like solve, identify, construct and compare as readers, writers and good thinkers**
- 4. Apply critical reading and thinking skills to evaluate and revise arguments and pinions**
- 5. Work effectively in collaborative and group discussion**
- 6. Build metacognitive strategies in critical reading and thinking**



SCHEME OF TEACHING AND ASSESSMENT:

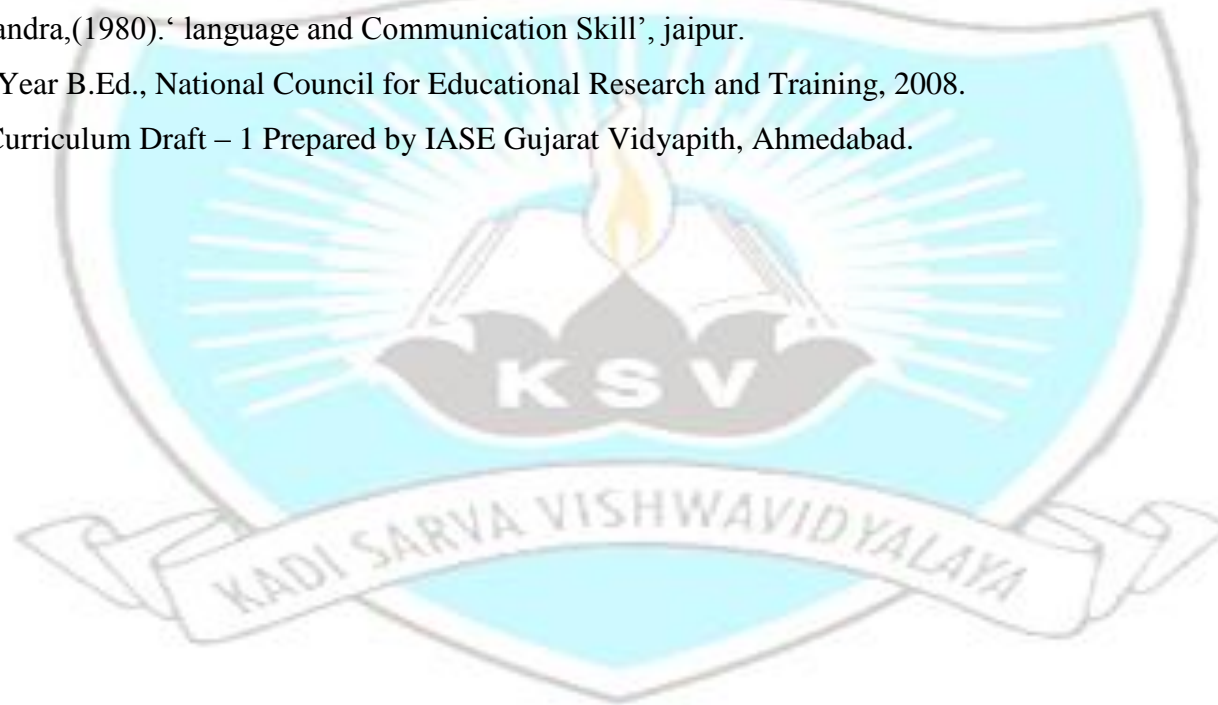
Unit	Content	Instructional Hours		Weightage (100%)	Suggested Methodology	Teaching Aids	References
		Sub Units	Total Hours				
1	Unit – 1 Engaging with various types of writing 1.1 Engaging with various narrative and descriptive accounts 1.2 Engaging with subject based writing 1.3 Engaging with journalistic writing	2 2 3	7	20% 6% 5% 9%	Discussion, Group - Discussion,	Handouts, PPT, Computer,	Reference No: 5
2	Unit – 2 Reflective reading and writing 2.1 Conduct interactive group reading sessions 2.2 Reading strategies and reflective writing	3 4	7	20% 9% 11%	Group Discussion, Assignment. Source Method ,	Handouts, PPT, Computer, Reference Books	Reference No: 5
3	Unit – 3 Forms of literature for enhancing reading 3.1 Fiction: short stories, play, novel, poetry 3.2 Non- Fiction: biography, autobiography, essay, information books, articles, reference sources (encyclopedia, dictionaries, thesaurus, critiques (critical analysis/literary analysis)	4 5	9	30% 13% 17%	Discussion, Dramatization, Simulation, Group Task, Project, Book Reviews	Handouts, PPT, Computer, Scripts,	Reference No: 3, 6
4	Unit – 4 Activities for strengthening reflective reading 4.1 Reading comprehension 4.2 Book review 4.3 Review of prose/poetry 4.4 Summarizing 4.5 Translation	2 1 2 2 2	9	30% 7% 3% 7% 6% 7%	Book Reviews, Discussion, Problem Solving Method, Simulation, Group Task, Project	Handouts, PPT, Computer, Text- Print material	Reference No: 2
TOTAL		32 HOURS		100%			

OBJECTIVE – WISE DISTRIBUTION OF WEIGHTAGE

Knowledge	Comprehension	Application	Analysis	Synthesis	Evaluation	Total
10	20	20	20	15	15	100

REFERENCES :

1. Curriculum Framework two year B.Ed. programme (2014), National Council for Teacher Education, New Delhi.
2. Dave Jagdish,(1999). ‘ Gadhayarth Grahan&Padhayarth Grahan’ ,Gurjar Prakashan,Ahmedabad.
3. Kothari Jayant, (1984). ‘ Bhasha Parichay Svarup’ ,Uni.Granth Nirman Bord,Ahmedabad.
4. National Curriculum Framework for Teacher Education (National Council for Teacher Education) 2009
5. Patel Bhailalbhai & UpadhayayIndravadan (1994). ‘Vachan Vignan’ ,Vni.Granth Nirman Bord,Ahmedabad.
6. Shastriramesh Chandra,(1980).‘ language and Communication Skill’ , jaipur.
7. Syllabus for Two Year B.Ed., National Council for Educational Research and Training, 2008.
8. Two Year B.Ed. Curriculum Draft – 1 Prepared by IASE Gujarat Vidyapith, Ahmedabad.



COURSE FOR SEMESTER – I

BASICS OF COMPUTER (EPC1B)

Credits – 2

Marks: 50

Learning Outcomes:

Teacher Trainees will be able to:

1. Interpret the applications of computer in various areas.
2. Differentiate the features of various types of digital computers.
3. Analyze the functioning of various parts of the computer.
4. Develop knowledge of windows based operating system.
5. Develop skills in using word processing, presentation applications.
6. Put into practice their knowledge of file utilities to improve the performance of the computer.
7. Appraise the uses of ms-word and ms-power point for a school teacher.



SCHEME OF TEACHING AND ASSESSMENT:

Unit	Content	Instructional Hours		Weight age (100%)	Suggested Methodology	Teaching/ Learning Recourses	References
		Sub Units	Total Hours				
1	Unit – 1 Historical Knowledge & Functions of computer 1.1 History of development of Computer 1.2 Computer : Definition, characteristics, Uses of computers in different areas 1.3 Classifications of computers : Super, micro, mainframe, mini computers, personal computer, laptop etc 1.4 Concept of Information Technology – Data, Information, Process, Information Processing cycle		8	25%	Lecture Cum Discussion, Presentation.	Handouts, PowerPoint presentation, Computers, LCD Projector.	Reference No: 10, 11
2	Unit – 2 Parts of Computers and Operating System: 2.1 Parts of Computer : Hardware Tools: <ul style="list-style-type: none"> • CPU- Control Unit, Arithmetic and Logic Unit, Memory Unit • Input Devices: Mouse, Keyboard, Track ball, Joystick, Light Pen, touch screen, BCR, MICR etc. • Output Devices: Printer, Monitor, Speaker, Plotter, LCD 2.2 Storage Devices: Hard Disk, CD,DVD, Pen drive, Floppy etc 2.4 Types of Software : <ul style="list-style-type: none"> • Application software : Microsoft Word, Power point, Excel • System Software : Operation System 2.5 Operating System: Definition, Functions and types of Operating System, BIOS	2	8	25%	Lecture , Group Discussion, Assignment, Presentation.	Handouts, PowerPoint presentation, Computers, LCD Projector, Reference Books.	Reference No: 8, 5, 1
		1		3%			
		1		3%			
		2		6%			

	2.6 File management- Files, Folders, Drives, Trees, Paths. File utilities- formatting, defragmenting, disc scanning, file deletion; recycle bins	2		6%			
3	Unit – 3 Practical : Microsoft Word <ul style="list-style-type: none"> • Writing paragraph using different fonts styles, sizes and colours, spell check and grammar check, clip art, word art, Drawing toolbar • Write an application for the job of a teacher • Preparation of C.V. • Preparation of the timetable for a high school/college • Prepare Mark sheet using sum and average formula • Mail Merge 	2	8	25%	Demonstrations Group Task, Project.	PowerPoint presentation, Computers, LCD Projector. Reference Books	Reference No: 6, 2
4	Unit – 4 Practical : PowerPoint <ul style="list-style-type: none"> • Preparation of a presentation on any school subject by including following options : • Types of slides, Auto layout for slides • Format on text, background or design in slides • Inserting word art, auto shapes, pictures, graphs, sound, hyperlink etc. • Adding header and footer, slide master • Use of action buttons, custom animation, slide transition, rehearse timings etc. 	1 1 1 2 1 2	8	25%	Demonstrations Group Task, Project.	Computers, LCD Projector	Reference No: 6, 10
TOTAL			32 HOURS	100%			

OBJECTIVE – WISE DISTRIBUTION OF WEIGHTAGE

Knowledge	Comprehension	Application	Analysis	Synthesis	Evaluation	Total
15	20	20	15	15	15	100

REFERENCES:

1. Bartee Thomas C. (1983), “*Digital Computer Fundaments*”, MC.Graw-Hill international book.
2. Dave Saket. (2003), “*Shikshanma Information Technology*”, Ahmedabad :Anada Book Dipo.
3. Denis Kim, Sen and Morin (2000), “*Information Technology – The breaking waves*”, New Delhi:Tata MC Graw Hill Publishing Company Limited.
4. Madaan, Gupta and Arya, “*The Illustrated Computer Dictionary*”, New Delhi: Dreamland Publication.
5. N.Sareen, “*Information and Communication Technology*”, Ahmedabad: Anmol Publication.
6. Patel Ashok. (2004), “*Information Technology in Education*”, Ahmedabad: Nirav Prakashan.
7. Raja Raman V. (1986), “*Fundamentals of Computers*”, Delhi: PHI Publications.
8. Rajaraman, “*Fundamentals of Computer*”, New Delhi: Prantice-Hall of India Pvt. Ltd.
9. Shukla Satish (2009), “*Basics of Information Technology for Teacher Trainees*”, Ahmedabad : Varishen Prakashan.
10. Shukla Satish (2009), “*Information Technology in Education*”, Ahmedabad: Varishen Prakashan.
11. Shukla Satish (2011), “*ICT in Teacher Education*”, Agra : Agrawal Publications.
12. Shukla Satishprakash. (2006), “*Information Technology in Education*”, Ahmedabad: Varishen Prakashan.
13. Sinha, (1997),” *Computer Fundamentals*”, New Delhi: BPB Publication.
14. Spenser, Donald D. (1993), “*The Illustrated Computer Dictionary*”, New Delhi: Universal Book Stall.
15. Tenenbaum, Andrew S. (1995), “*Computer Networks*”, New Delhi: Prantice-Hall of India Pvt. Ltd.

WEBSITES:

<http://www.computerhope.com>

<http://www.computerhelpatoz.com>

<http://www.microsoft.com>

COURSE FOR SEMESTER – I

ENVIRONMENTAL STUDIES (CBCS1A)

Credits – 2

Marks: 50

Learning Outcomes:

Teacher Trainees will be able to:

- 1. Understand the concepts, meaning and characteristics of environment and environmental education**
- 2. Critically analyze global issues of environment**
- 3. Understand and perform their duties for protection of environment**
- 4. Organize activities for developing positive attitude towards environment.**
- 5. Analyze role of schools in environmental conservation and sustainable development.**



SCHEME OF TEACHING AND ASSESMENT:

Unit	Content	Instructional Hours		Weightage (100%)	Suggested Methodology	Teaching Aids	References
		Sub Units	Total Hours				
1	UNIT:1 Basic Environment concepts and Environmental Education 1.1 Environment: concept and definition , importance 1.2 Biotic and Abiotic , Ecosystem 1.3 Meaning & Concept of Environmental Education. 1.4 Importance of Environmental Education	2 2 2 2	8	25%	Discussion, Group - Discussion,	Handouts, PPT, Computer,	Reference Book No.4
2	UNIT: 2 Global issues on Environment, 2.1 Types of Pollution: Meaning, Causes & Effects ➤ Air Pollution ➤ Water Pollution ➤ Soil Pollution ➤ Noise Pollution 2.2 Factors Effecting an Environment: ➤ Global warming ➤ Greenhouse effect ➤ Ozone layer depletion ➤ Acid Rain ➤ E-Waste	4 4	8	25%	Group Discussion, Assignment. Source Method ,	Handouts, PPT, Computer, Reference Books	Reference Book No.4 ,5
3	Unit : 3 Environmental Awareness, environmental programs and Environmental management 3.1 Environmental Education & Role of School 3.2 Role of NGOs 3.3 Role of mass-media 3.4 Environmental Educational Programs 3.5 Environment management	2 1 1 2 2	8	25%	Discussion, Dramatization, Simulation, Group Task, Project, Book Reviews	Handouts, PPT, Computer, Scripts,	Reference Book No.4,3

4	UNIT : 4 :India and Environment Issues and Policies, Environmental Movements in India 4.1Major Environment Issues in India 4.2Environmental Protection and Polices in India 4.3Constitutional amendments made and Environmental Laws 4.4Environmental Movements in India – Silent Valley Movement, Chipko Movement , Narmada Bachavo	1 2 2 3	8	25%	Book Reviews, Discussion, Problem Solving Method, Simulation, Group Task, Project	Handouts, PPT, Computer, Text- Print material	Reference Book No.4,3
TOTAL			32 HOURS	100%			

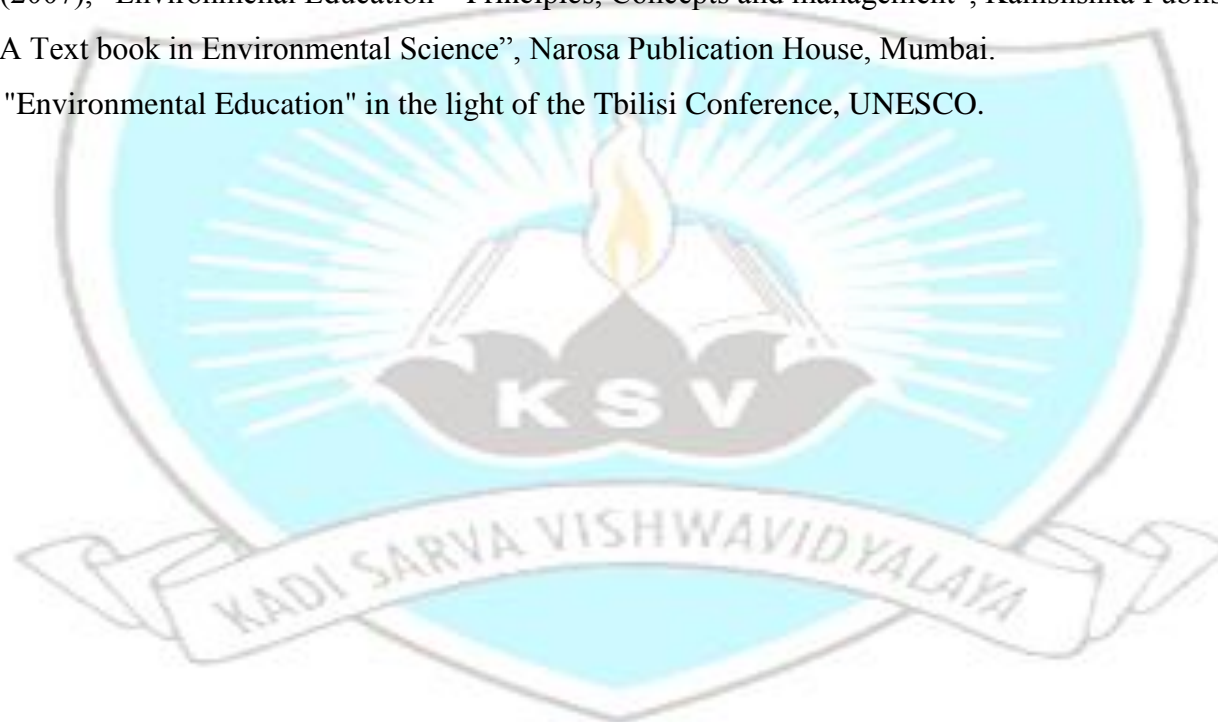
OBJECTIVE – WISE DISTRIBUTION OF WEIGHTAGE

Knowledge	Comprehension	Application	Analysis	Synthesis	Evaluation	Total
10	20	20	20	15	15	100

REFERENCES:

1. Ahirrao, Alizad, Patil (1988), “Environmental Silence”, (Part- I and Part II), Vaibhav Publication, Pune.
2. Arvind Kumar (2003), “Environmental Challenges of the 21st Century”, A.P.H. Publishing Corporation, New Delhi.
3. Environment, NiravPublication, Prof. Hemantkumar Shah
4. Environmental Studies, Nirav Publication , Natubhai Raval
5. Garg, Bansal & Tiwana (1995), "Environmental Pollution and Protection" Deep & Deep Publications, New Delhi.
6. Gurdeep Raj (1987), “Dictionary of Environment”, Anmol Publication, New Delhi,
7. Himanshu Vashist (2002), “Environmental Education-Problems and Solutions”, Jaipur.
8. Pandey, V.C., (2008), “Environmental Education” , Isha books , New Delhi
9. Panneerselvam, A. (2002), “Environmental Science Education” New Delhi.

10. Prabhakar, V.K., (2006), "Environmental Education", Anmol Publication Pvt. Ltd, New Delhi.
11. Sharma, R.A. (2003), "Environmental Education", Meerut.
12. Sharma, R.C. "Environmental Education", New Delhi,.
13. Sharma, V.S., (2005), "Environmental Education", Anmol Publication Pvt. Ltd, New Delhi.
14. Shinde, Telang, Gujarati Pednekar, Pendse (1996), "Environmental Studies", Sheth Publication, Mumbai.
15. Shrivastaaa, K.K. (2007), "Environmenal Education – Principles, Concepts and management", Kanishshka Publishers, New Delhi.
16. Subramanim, V, "A Text book in Environmental Science", Narosa Publication House, Mumbai.
17. UNESCO (1981), "Environmental Education" in the light of the Tbilisi Conference, UNESCO.



COURSE FOR SEMESTER – I

PEACE EDUCATION (CBCS1B)

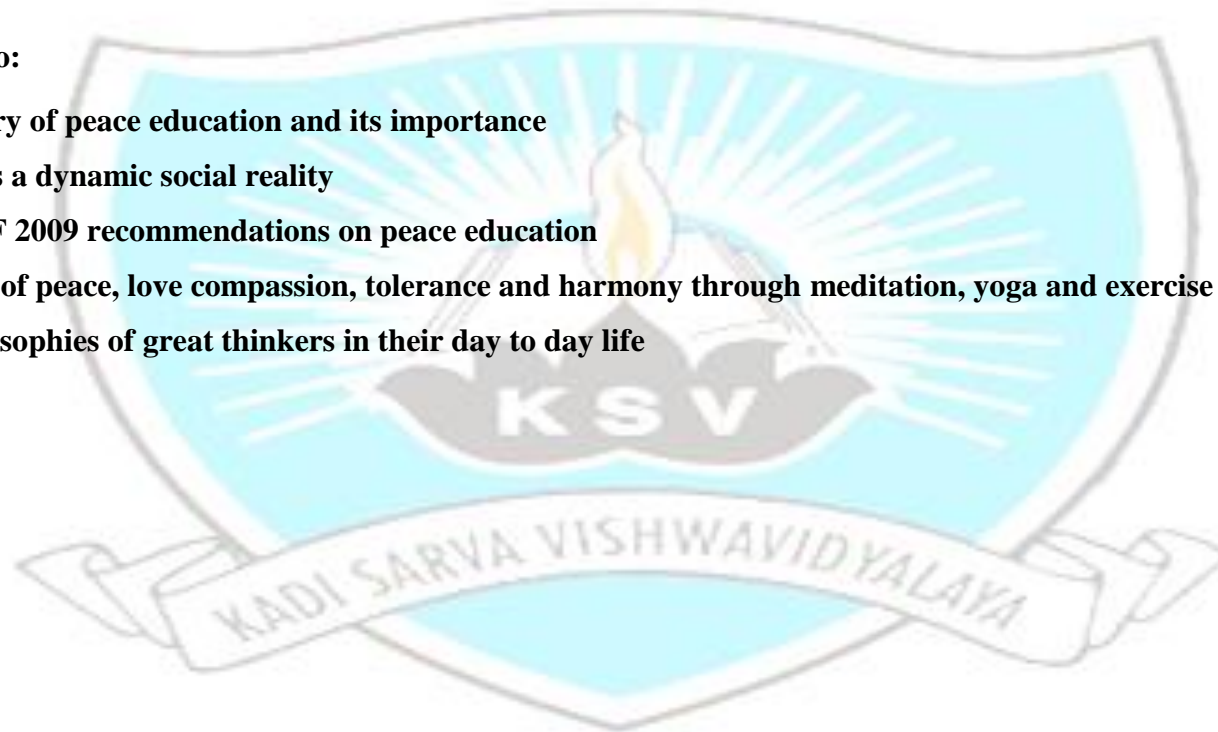
Credits – 2

Marks: 50

Learning Outcomes:

Teacher Trainees will be able to:

1. understand the theory of peace education and its importance
2. understand peace as a dynamic social reality
3. understand the NCF 2009 recommendations on peace education
4. develop the feelings of peace, love compassion, tolerance and harmony through meditation, yoga and exercise
5. implement the philosophies of great thinkers in their day to day life



SCHEME OF TEACHING AND ASSESMENT:

Unit	Content	Instructional Hours		Weightage (100%)	Suggested Methodology	Teaching Aids	References
		Sub Units	Total Hours				
1	<p>UNIT:1 Peace: Concept and Scope</p> <p>1.1 Peace – Meaning, nature and its relevance relating to the present global scenario</p> <p>1.2 Different sources of peace: Philosophical, Religious, Social and Psychological.</p> <p>1.3 Types/Classification of peace- Positive, Negative, Inner peace, Social Peace and Peace with Nature.</p> <p>1.4 Challenges to peace by increasing stresses, conflicts, crimes, terrorism, violence and wars resulting in poor quality of life.</p>	2 2 2 2	8	25%	Discussion, Group - Discussion,	Handouts, PPT, Computer,	Reference Book No.4,1
2	<p>UNIT: 2 Peace Education: concept and scope</p> <p>2.1Peace education – fundamental concept, scope, need and its importance</p> <p>2.2 Aims of Peace Education</p> <p>2.3 Types of peace education</p> <p>2.4Role of Peace education in development of Love, Compassion, Tolerance and Harmonyat National and International levels.</p>	2 2 2	8	25%	Group Discussion, Assignment. Source Method ,	Handouts, PPT, Computer, Reference Books	Reference Book No.4 ,5
3	<p>Unit : 3 Peace Education: Strategies and Agencies</p> <p>3.1 Different Peace Education Strategies.</p> <p>3.2 Role of different organizations like UNESCO in Peace Education (with special reference to Delor’s Commission Report)</p> <p>3.3 NCF 2009 recommendations on Peace</p>	2 2	8	25%	Discussion, Dramatization, Simulation, Group Task, Project, Book Reviews	Handouts, PPT, Computer, Scripts,	Reference Book No.1,8

	Education. 3.4 Role of community, school and family in the development of values for Peaceful Co-existence	2 2					
4	UNIT : 4 :Contribution of Educational Thinkers in Peace Education Contribution of the following Great Educational Thinkers in Peace Education and their Educational Implications 4.1Rabindranath Tagore 4.2 Mahatma Gandhi 4.3 Aurobindo 4.4 Swami Vivekananda	2 2 2 2 2	8	25%	Book Reviews, Discussion, Problem Solving Method, Simulation, Group Task, Project	Handouts, PPT, Computer, Text- Print material	Reference Book No.1,14
TOTAL		32 HOURS		100%			

OBJECTIVE – WISE DISTRIBUTION OF WEIGHTAGE

Knowledge	Comprehension	Application	Analysis	Synthesis	Evaluation	Total
10	20	20	20	15	15	100

REFERENCES:

- Balvinder K. (2006).Peace Education. New Trends and Innovations, Deep & Deep Publications Pvt. Ltd., Rajouri Garden, New Delhi.
- Bernard, H.W. (1951). Towards Personality Adjustment, Mc Graw Hill Book Co., NewYork.
- Biggs, D.(1995). In Our Own Backyard: A teaching guide for the rights of the child, Toronto: UNICEF Canada.
- Blakeway, M., (1997). Compilation of Research Materials. Washington D.C., NationalInstitute for Dispute Resolution.
- Blalock, H. M. (1967).Toward a Theory of Minority-Group Relations. New York: Wiley.

6. Boulding, E. (1996). Peace behaviours in various societies. In From a culture of violence to a culture of peace, Peace and Conflict Issues Series, UNESCO Publishing, pp 31–54.
7. Dewey (1969). The school and Society, Chicago, Univ. of Chicago Press (Reprint).
8. Delors, Jacques (1996) Learning the treasure within ,Report of International Commission on Education for the 21st Century, Paris:London
9. Lederach, J. P.(1995). Preparing for peace: conflict transformation across cultures.Syracuse, New York: Syracuse University Press.
10. Machel, G. (1996). Promotion and protection of the rights of children: impact of armed conflict on children. United Nations, New York.
11. Reardon, B., ed. (1988). Educating for global responsibility: Teacher-designed curricula for peace education, K-12. New York: Teachers College Press, Columbia University.
12. Reardon, B.(1993). Pedagogy as purpose: peace education in the context of violence.
13. Cremin, P., ed.(1993). Education for Peace. Educational Studies Association of Ireland and the Irish Peace Institute.
14. Shah, I. (1971). Thinkers of the East. London: Penguin Books.
15. UNICEF(1994). I Dream of Peace. New York: Harper-Collins.
16. UNICEF (1996). The State of the World's Children Report 1996. Oxford University Press.
17. UNICEF Lebanon (1993). 'Learning for life programme'.
18. UNICEF Liberia (1993). Kukatonon: Training manual of conflict resolution, reconciliation, and peace.

PRE-PRACTICE TEACHING (P1)

Credit-2

Marks-50

Sr. No.	Criteria for assessment	Marks
1.	Lesson Planning	03
2.	Presentation	03
3.	Appropriate use of positive components of the skill	04
	Total	10

Note: For pre-practice teaching, 10 lessons will be taken. 100 Marks (10 lessons X 10 Marks for each lesson) would be converted in to 50 marks

ENGLISH SPEAKING AND PERSONALITY DEVELOPMENT-1 (P2)

Credit-1

Marks-25

Sr. No.	Criteria for Assessment	Marks (Out of 25 M)
1.	Fluency and Lexical resource	05
2.	Grammatical range and accuracy	05
3	Presentation Skill	05
4	Group Discussion	05
5	Group Task	05
Total		25

SCHOOL SUBJECT- CONTENT ASSIGNMENT (P3 & P4)

Credit-2 (1 credit for Each School Subject)

Total Marks-50

Each content assignment will carry 25 marks (1 credit each)

Assignment should be based on the content of std-6,7,8 .

For Accountancy, Commerce and Economics, standard-11 will be considered

ASSESSMENT SCHEME FOR ASSIGNMENT

No	Criteria for Assessment	Marks (out of 25)
1.	Content Clarity	15
2.	Presentation	5
3.	Viva voce	5
	Total	25

TEACHING AIDS (P5)

Credit-1

Marks-25

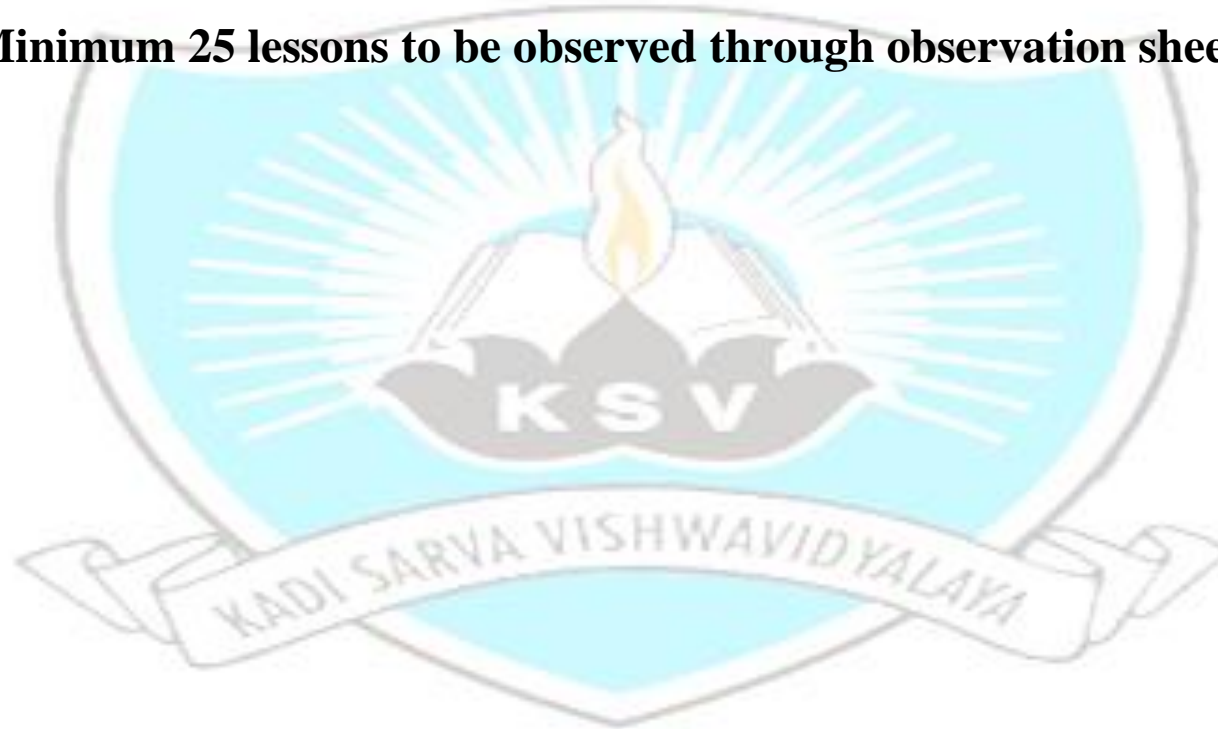
Sr. No.	Criteria for Assessment	Marks (out of 25)
1.	Preparation/Construction of the Teaching Aid <ul style="list-style-type: none"> • How attractive is it in terms of colours, pictures, shapes etc.? • How easy it is in terms of its utility? • How creative it is for the delivery of the subject matter? • Language Accuracy / Appropriateness 	05
2.	Correlation with the Unit / Sub-Unit <ul style="list-style-type: none"> • What additional / alternate information does it provide? • Use of Varied Examples • Use of appropriate methods and techniques for explanation 	05
3.	Age Appropriate <ul style="list-style-type: none"> • Selection of Content • Additional efforts / references provided to make the subject matter easier • Ease in terms of Class Control / Class handling 	05
4.	Continuity and Correlation with the Subject Matter <ul style="list-style-type: none"> • Utility in terms of Sequential and Logical Presentation of the subject matter • Utility in terms of Child Centered Activities • Involvement of the Students • Utility in terms of Time Management 	05
5.	Use of Teaching Aids <ul style="list-style-type: none"> • Ease of using the Teaching Aid in terms of resources required • Proper use of TLM (in terms of Time and Method) • Variety of experience TLM used provides 	05
	Total	25

LESSON OBSERVATIONS OF EXPERIENCED SCHOOL TEACHERS (P6)

Credit-1

Marks-25

Minimum 25 lessons to be observed through observation sheet



COMPETENCIES TO BE DEVELOPED AT THE END OF SEMESTER-1

THEORY PAPERS

PERSPECTIVES IN EDUCATION (CORE PAPER)

1. CHILDHOOD & GROWING UP (CC1)

1. USE MOTIVATIONAL STRATEGIES


Tasks:

- a. Maintain report with students
- b. Recognize students' ability
- c. Use innovative motivational techniques
- d. Arrange outside class room learning
- e. Identify and assist the students with learning difficulties

2. COUNSEL STUDENTS

Tasks:

- a. Set up and participate in guidance & counseling cell
- b. Identify the problems of students and searching for better solution
- c. Provide additional learning resources for the exceptional students
- d. Encourage the students to select the right career
- e. Guide students for competitive examination



3. OFFER TESTING & CONSULTING SERVICES

Tasks:

- a. Establish testing & consulting cell
- b. Identify the need of schools and community
- c. Involve students in testing & consulting service
- d. Design format for testing & consulting
- e. Conduct testing & provide counseling

2. CONTEMPORARY INDIA AND EDUCATION (CC2)

1. APPRECIATE THE CONCEPT AND UTILITY OF CONTEMPORARY INDIAN EDUCATION

Tasks :

- a. Analyze the unit comprehensively for through understanding of Contemporary education of India.
- b. Summarizes the emerging issues in Indian society and its solution
- c. Compare ancient Indian education with Contemporary education of India and derive its usefulness.
- d. Maintains the discipline in the class
- e. Appreciate and uses of various teaching methodology
- f. Provides feedback of the assignments done.
- g. Extending presentation in the class room
- h. Encourage trainees to participate in the co-curricular activities.

2. COMPREHEND THE CONSTITUTIONAL CONCEPT AND ITS IMPORTANCE:

Tasks:

- a. Has a faith in indian constitution.
- b. Uses the fundamental rights, duty and values
- c. Enjoys the right to education with the society.

- d. Appreciate the system of universal and inclusive education
- e. Develop the positive attitude and concept of cooperation in minds of the students by giving group work.
- f. Assist students in course selection.
- g. Attains seminar and present their views assertively.

3. ANALYSE AND COMPREHEND THE DIFFERENT EDUCATIONAL AGENCIES

Tasks:

- a. Narrates the recommendations of Kothari Commission and appreciates its utility.
- b. Appreciate the Kothari Commission's visionary recommendations about India's structure of education.
- c. Contributes for the Implementation of SSA
- d. Propagates the Yashpal Committees concept of learning without burden and recommends the same in the schools.
- e. Narrates the importance of NPE and its functioning in the various schools.
- f. Recognize the recommendations of the Rammurti Commission and strongly backs it.

4. RECOGNIZE VARIOUS EDUCATIONAL AGENCIES AND ANALYZE ITS FUNCTIONING AT VARIOUS LEVELS OF EDUCATION.

Tasks:

- a. Visits the educational institutes for better understanding of its functioning.
- b. Recognize the education system at central and state level.
- c. Develop the understanding of jurisdiction of central and state level agencies with regard to their functioning.
- d. Works actively for the School Assessment & Accreditation for maintaining its quality.
- e. Set up ones' own efforts for the implementation of the DIET's objectives of primary education.
- f. Critically appreciate the knowledge commission and its importance in the higher education.

CURRICULUM AND PEDAGOGIC STUDY

1. LANGUAGE ACROSS THE CURRICULUM (CP1)

1. COMMUNICATES EFFICIENTLY FOR FACILITATING TEACHING LEARNING AND PROVIDE CLEAR DIRECTIONS AND INSTRUCTIONS

Tasks :

- a. establishes and maintains classroom environment
- b. encourages students to assume responsibility for their behaviour
- c. uses praise and encouragement to foster students' self-esteem
- d. respects students as individuals with different experiences, skills, talents and interests
- e. responds to students' emotional needs by providing appropriate support
- f. accepts and values students' diversity and treats students equitably
- g. listens and responds to students' questions, comments, opinions, thoughts, ideas and silences
- h. modifies communication styles to be inclusive of diverse student needs.

2. WORK CO-OPERATIVELY WITH COLLEAGUES / PRINCIPALS

Tasks :

- a. participates in collegial / school activities
- b. seeks colleagues' perspectives in attempting to respond to issues, problems or challenges
- c. offers a personal perspective on issues, problems or challenges
- d. displays respect and support for diversity of teaching and working styles
- e. uses the benefits associated with working with a diverse teaching and non-teaching staff to meet student learning needs.

3. INTERACT EFFECTIVELY WITH PARENTS AND OTHER STAKEHOLDERS

Tasks :

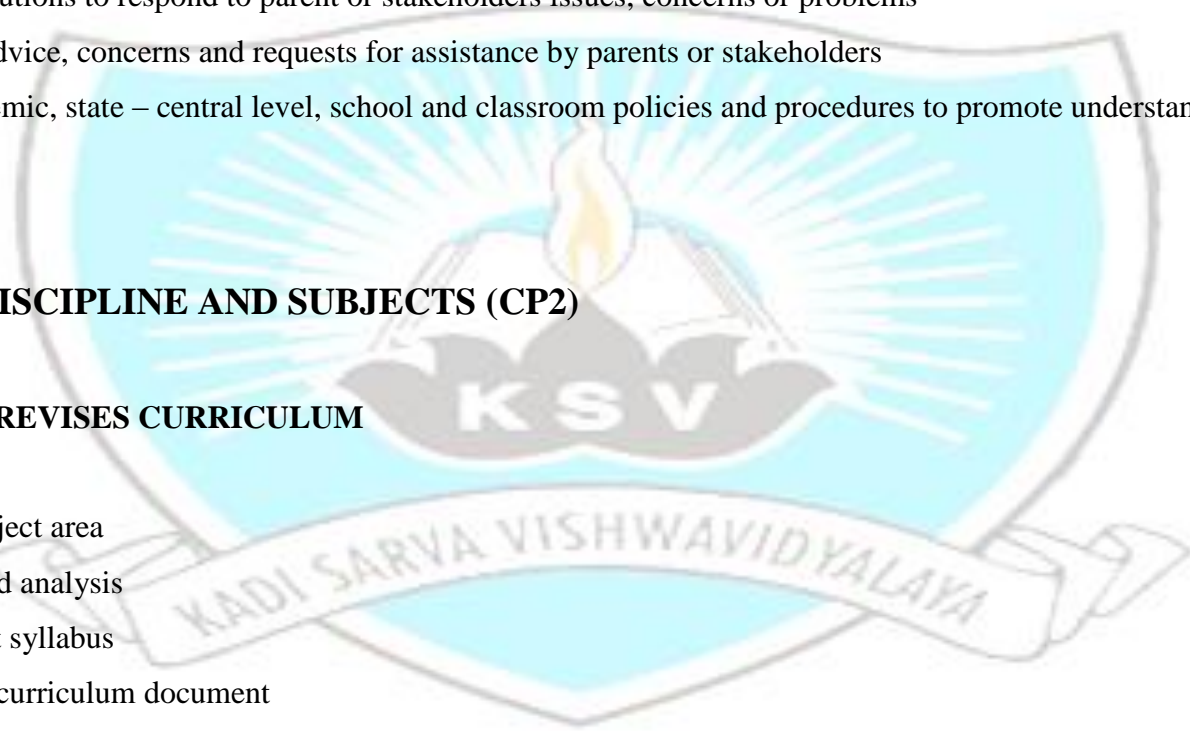
- a. initiates contact with parents or stakeholders to report progress or seek support
- b. encourages parents or stakeholders to initiate contact to support students' wellbeing
- c. engages in active listening to determine and clarify parent or stakeholder concerns and requests
- d. negotiates solutions to respond to parent or stakeholders issues, concerns or problems
- e. responds to advice, concerns and requests for assistance by parents or stakeholders
- f. explains systemic, state – central level, school and classroom policies and procedures to promote understanding among parents or stakeholders.

2. UNDERSTANDING DISCIPLINE AND SUBJECTS (CP2)

1. DEVELOPS AND REVISES CURRICULUM

Tasks:

- a. Identifies subject area
- b. Conducts need analysis
- c. Prepares draft syllabus
- d. Designs new curriculum document
- e. Pilots new curriculum
- f. Modifies curriculum according to requirement
- g. Finalizes curriculum



2. PARTICIPATES IN THE UPLIFTMENT OF THE SOCIETY

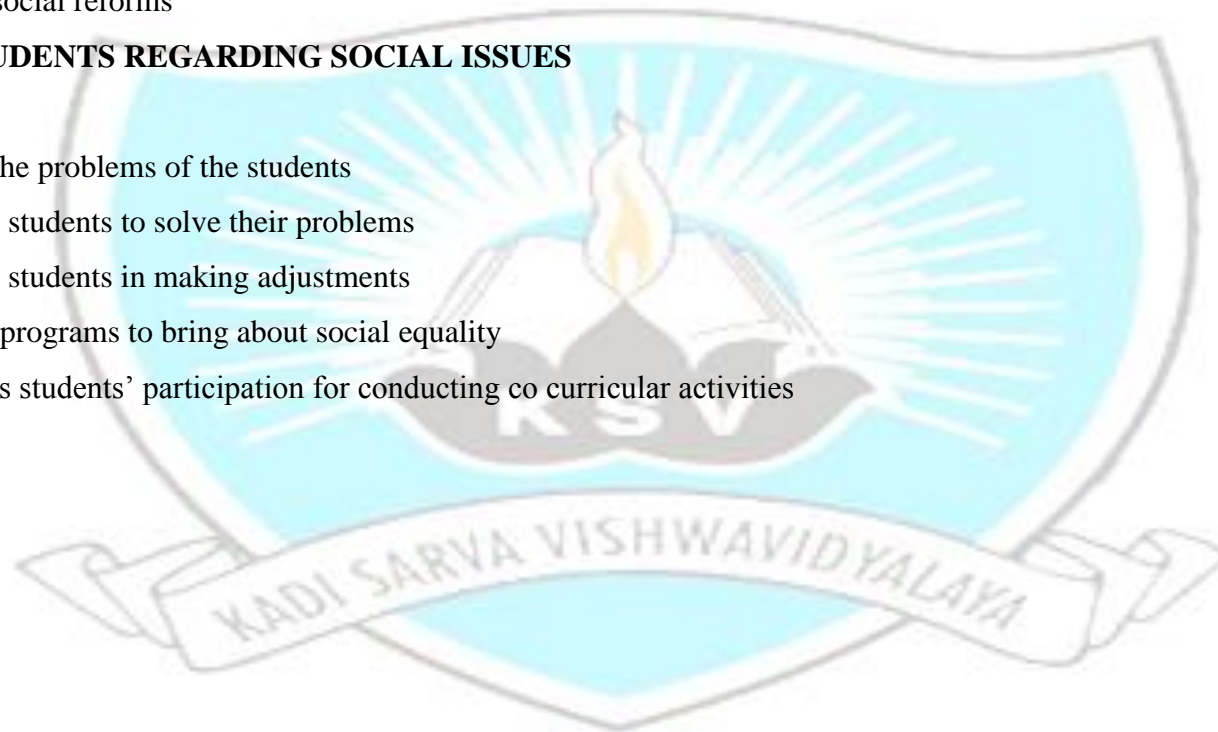
Tasks:

- a. Recognizes the current trends in the society
- b. Responds to gender inequalities
- c. Participates in gender equality awareness
- d. Promotes social reforms

3. COUNSELS STUDENTS REGARDING SOCIAL ISSUES

Tasks:

- a. Identifies the problems of the students
- b. Assists the students to solve their problems
- c. Assists the students in making adjustments
- d. Organizes programs to bring about social equality
- e. Encourages students' participation for conducting co curricular activities



PEDAGOGY OF SCHOOL SUBJECT

1. ACCOUNTANCY (PS1/PS2)

1. APPRECIATE THE HISTORY AND SCOPE OF TEACHING OF ACCOUNTANCY

Tasks :

- a. Analyzes the unit comprehensively for thorough understanding of history and scope of teaching of Accountancy..
- b. Summarizes basic construction of aims of teaching Accountancy..
- c. Narrates the importance of teaching of Accountancy..
- d. Writes the aims and Objectives of teaching of Accountancy..
- e. Identifies the objectives of teaching of Accountancy..

2. COMPREHEND THE PEDAGOGY OF TEACHING OF ACCOUNTANCY..

Tasks:

- a. Practice the micro teaching skills
- b. Builds the mastery over the skills
- c. Gives the bridge lessons in the class.
- d. Prepares the lesson plan.
- e. Compares the micro-teaching and lesson plan.
- f. Applies the problem solving method
- g. Uses the Illustration technique in the class room.

3. ANALYSE AND COMPREHEND THE BASIC CONCEPT OF ACCOUNTANCY

Tasks:

- a. Analyzes the banking transactions.
- b. Brings the capital in the business.
- c. Outsources the business transactions.
- d. Reduces the liability and bad debts in the business.

2. COMMERCE (PS1/PS2)

1. APPRECIATE THE HISTORY AND SCOPE OF TEACHING OF COMMERCE

Tasks :

- a. Analyzes the unit comprehensively for thorough understanding of history and scope of teaching of Commerce..
- b. Summarizes basic construction of aims of teaching commerce.
- c. Narrates the importance of teaching of Commerce.
- d. Writes the aims and Objectives of teaching of Commerce
- e. Identifies the objectives of teaching of Commerce.

2. COMPREHEND THE PEDAGOGY OF TEACHING OF COMMERCE

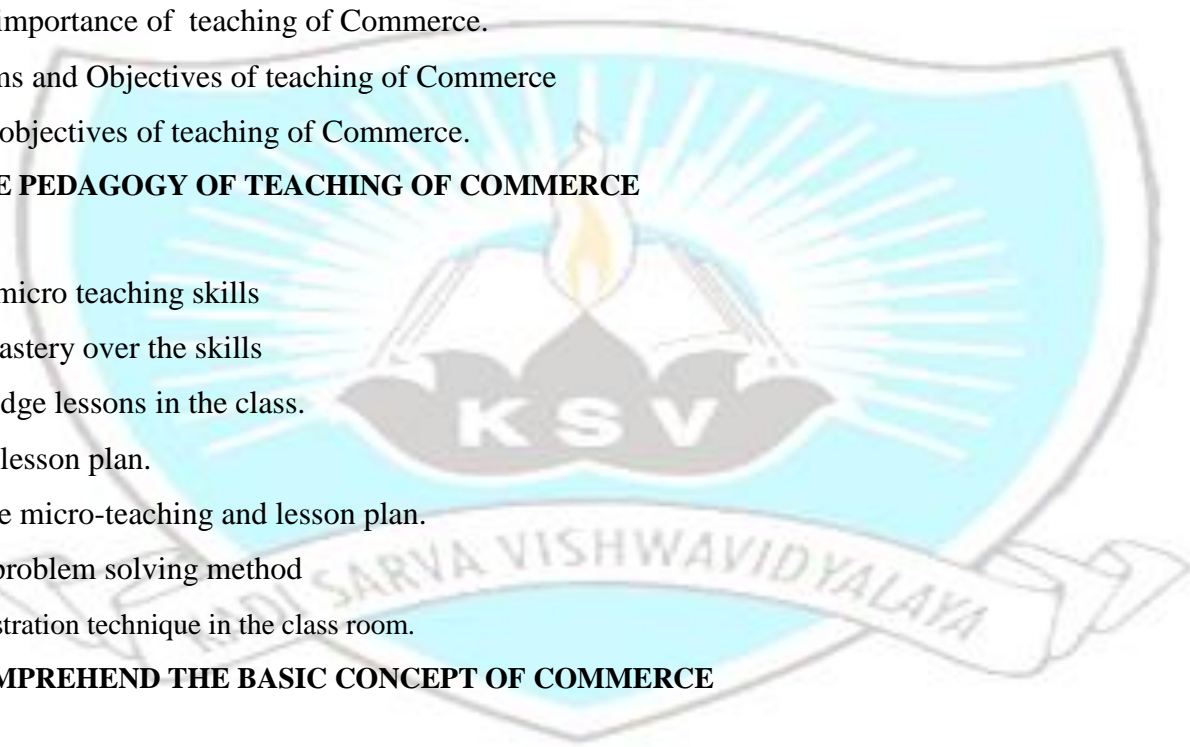
Tasks:

- a. Practice the micro teaching skills
- b. Builds the mastery over the skills
- c. Gives the bridge lessons in the class.
- d. Prepares the lesson plan.
- e. Compares the micro-teaching and lesson plan.
- f. Applies the problem solving method
- g. Uses the illustration technique in the class room.

3. ANALYSE AND COMPREHEND THE BASIC CONCEPT OF COMMERCE

Tasks:

- a. Analyzes the banking transactions.
- b. Applies the E Commerce in the business transactions.
- c. Outsources the business transactions.



3. SCIENCE AND TECHNOLOGY (PS1/PS2)

1. DELIVER INSTRUCTIONS

Tasks:

1. Use various techniques
2. Suggest student projects
3. Use presentation skills
4. Develop communication skills

2. UTILIZE INSTRUCTIONAL RESOURCES


Tasks:

1. Prepares models
2. Prepares charts
3. Prepares overhead transparencies
4. Prepares handouts
5. Evaluates instructional materials

3. USE LEARNER CENTERED DELIVERY METHODS

Tasks:

1. Conducts group discussion
2. Guides project work
3. Uses team teaching techniques
4. Employs simulating/game techniques
5. Uses problem solving techniques



4. MATHEMATICS (PS1/PS2)

1. UTILIZE INSTRUCTIONAL RESOURCES

Tasks :

- a. Prepare models
- b. Prepare charts
- c. Prepare overhead transparencies
- d. Prepare handouts
- e. Evaluate instructional materials

2. USE LEARNER CENTERED DELIVERY METHODS


Tasks:

- a. Conduct group discussion
- b. Guide project work
- c. Use team teaching techniques
- d. Employ simulating/game techniques
- e. Use problem solving techniques
- f. Use quizzes

3. EVALUATE STUDENTS PERFORMANCE

Tasks:

- a. Establish student performance criteria
- b. Design internal assessment scheme
- c. Prepare question paper or other tools
- d. Monitor students progress



5. ECONOMICS (PS1/PS2)

1. REFRESH AND ENRICH HIS/HER KNOWLEDGE ON THE SUBJECT.

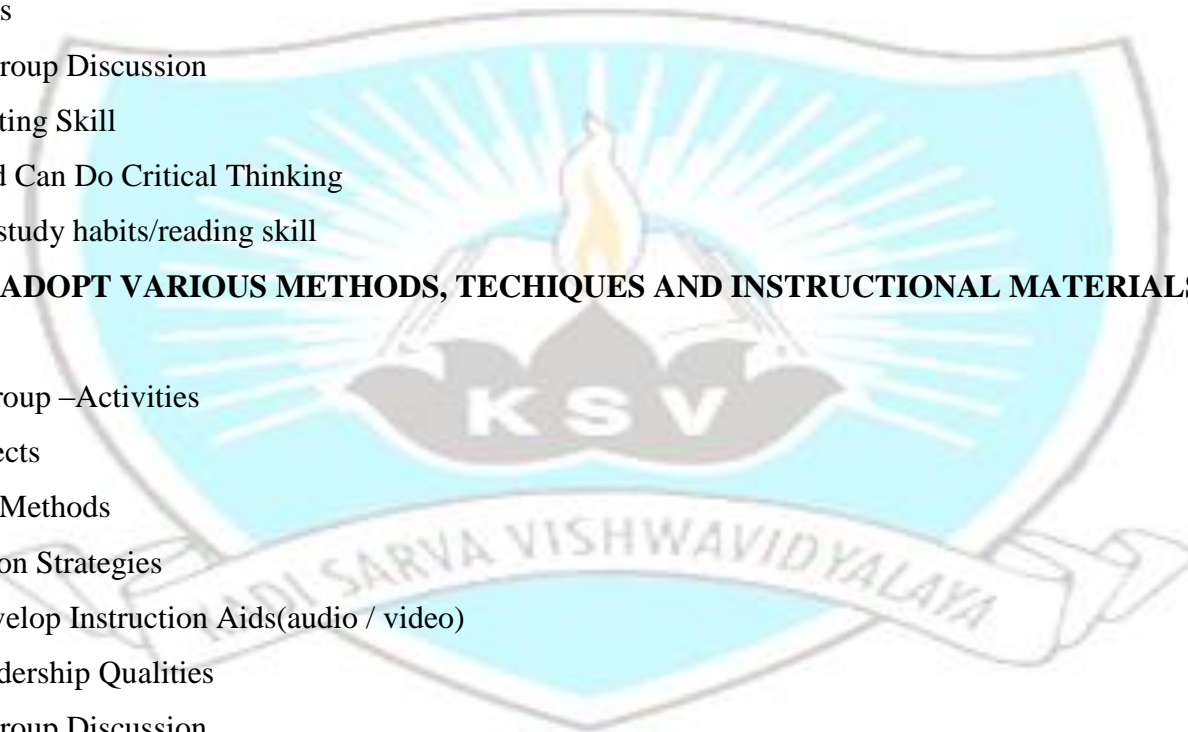
Tasks:

1. Develop Knowledge About the Basic Principles Governing Economics
2. Conduct Pedagogical Analysis of Content for Teaching in the Classroom
3. Prepare Notes
4. Encourage Group Discussion
5. Develop Writing Skill
6. Evaluate And Can Do Critical Thinking
7. Develop the study habits/reading skill

2. COMPREHEND AND ADOPT VARIOUS METHODS, TECHNIQUES AND INSTRUCTIONAL MATERIALS

Tasks:

1. Organize Group –Activities
2. Prepare Projects
3. Use Various Methods
4. Use Instruction Strategies
5. Use And Develop Instruction Aids(audio / video)
6. Develop Leadership Qualities
7. Encourage Group Discussion
8. Use Story Telling Techniques
9. Develop Communication Skill



6. ENGLISH (PS1/PS2)

1. REFLECT AND EVALUATE THE DEVELOPMENT OF ENGLISH LANGUAGE

Tasks:

1. Reading related texts
2. Organize discussion on development of English language
3. Participate in the expert lectures
4. Prepare notes
5. Develop an article on development of English language

2. IDENTIFY THE AIMS AND DEVELOP PEDAGOGICAL APPROACHES OF TEACHING ENGLISH

Tasks:

1. Organize discussion on needs of teaching English
2. List out the aims of teaching English
3. Study the research papers on pedagogical approaches
4. Select the appropriate pedagogical approach for teaching English
5. Implement/ Execute different pedagogical approaches in teaching English
6. Review the effectiveness of pedagogical approaches in teaching English

3. USE ENGLISH LANGUAGE CREATIVELY

Tasks:

1. Brain storming and jotting down the key points
2. Develop the text
3. Get the feedback from experts/subject teachers
4. Prepare the script and make a presentation

7. SOCIAL SCIENCE (PS1/PS2)

1 IDENTIFYING THE AIMS & OBJECTIVES OF SOCIAL SCIENCE

Tasks:

1. Organize a discussion and identify the need of social science
2. Listing out the aims of social science
3. Visit an Old Age Home and interact with old age peoples
4. Visit any municipal council and interact with the officials
5. Organize a quiz competition on current affairs
6. Organize a mock parliament in the school

2 PREPARATION OF LEARNING RECURSES

Tasks:

1. Prepare charts based on protection child labor
2. Prepare PPT of different types of governments and its functions
3. Visit to library and collect the materials related to natural disaster
4. Collect the 25 coins and display in the class
5. Review biography of any 2 famous emperors and present in the class

3 USE OF BASIC RIGHTS & DUTIES IN DAY TO LIFE

Tasks:

1. Use of dustbin in school, home and society for cleanliness
2. Donate the blood
3. Follow traffic rules while travelling
4. Switch off the lights, fans, AC, when you come from class, home
5. Arrange a mock election in the class

8. हिन्दी (PS1/PS2)

1. सूचनात्मक स्रोतों का उपयोग

कर्तव्य :

- 1 कक्षाकक्ष चर्चा सहभागी बनेंगे
- 2 अध्ययन की आदत विकसित होगी
- 3 चार्ट निर्माण कार्य कर सकेगे
- 4 सूचनात्मक वार्तों का अवलोकन करेंगे
- 5 उच्चारण व लेखन कोशलयो में वृद्धि होगी
- 6 कठिन बातों पर चिंतन एवं अवलोकन कर सकेगे

2. छात्रकेंद्री पद्धतियों का उपयोग

कर्तव्य:

- 1 समूहचर्चा का आयोजन करेंगे
- 2 कार्यसभा का आयोजन करेंगे
- 3 खेलविधि का उपयोग करेंगे
- 4 वादविवाद प्रणाली का संचालन करेंगे
- 5 कहानी कथन प्रणाली का उपयोग करेंगे
- 6 प्रत्यक्ष पद्धति का सकुशल प्रयोग करेंगे



9. SANSKRIT (PS1/PS2)

1. UTILIZES GRAMMAR RULES TO ARRANGE PROPER SENTENCE FORMATION

Tasks:

1. Write a brief summary of various Sanskrit scriptures
2. Arrange the flash cards (according to Vibhakti, Vachan and Purush)
3. Convert the sentences
4. Write the explanation of famous shlokas in all types of sanskrit sentences

2. USES SANSKRIT AS MEDIUM OF INSTRUCTION AND CONVERSATION

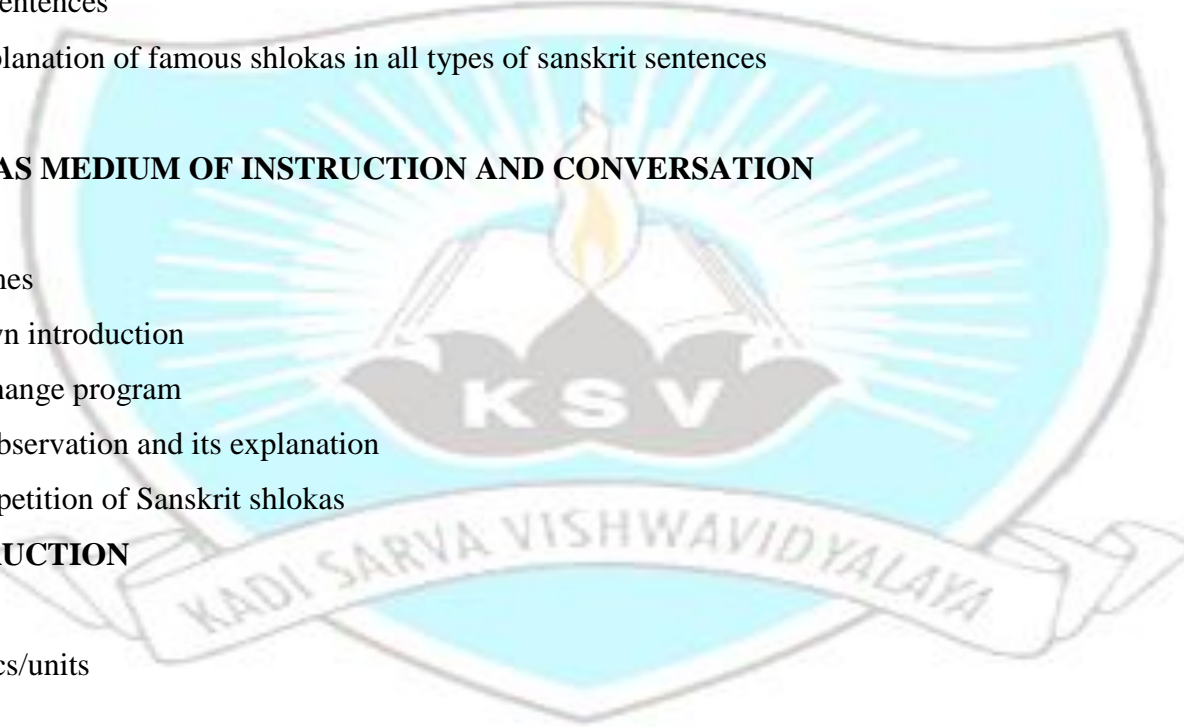
Tasks:

1. Plays the games
2. Give your own introduction
3. Thought exchange program
4. Personality observation and its explanation
5. Arrange competition of Sanskrit shlokas

3. DELIVERS INSTRUCTION

Tasks:

1. Analyze topics/units
2. Plan lessons
3. Motivate the Students
4. Use presentation skill
5. Illustrate examples
6. Set up follow up activities



10. GUJARATI (PS1/PS2)

1 ગુજરાતી ભાષાનું સ્વરૂપ . પરિબળો અને મહત્વ સમજી લેખન કરવાની ક્ષમતા કેળવે,

Tasks :

- વિવિધ પ્રકારની નોંધ તૈયાર કરે .
- કથન ચર્ચામાં ભાગ લેશે-
- લેખન કાર્ય કરશે .
- વાચન કરવાની ટેવનો વિકાસ કરે.
- વિવિધ સ્વરૂપોનું સર્જન કરે

1 વિષયવસ્તુના આધારે વિદ્યાર્થીઓની ક્ષમતા કેળવે.

Tasks :

- મોડલ તૈયાર કરે .
- ચાર્ટ તૈયાર કરે.
- સ્વાધ્યાય કાર્ય કરે .
- શબ્દભંડોળ નો વ્યવહારમાં ઉપયોગ કરે .
- આદર્શ પ્રશ્ન પત્ર તૈયાર કરે .
- ભાષાસાહિત્ય મંડળની રચના કરે .



11. TEACHING OF COMPUTER SCIENCE (PS1/PS2)

1. Utilize Instructional Resources

Tasks :

- a. Procure Print and non -print resources
- b. Prepare Models
- c. Prepare script for audio/visual material
- d. Prepare Lab manuals / workbooks/worksheets
- e. Operate computer equipment

2. Evaluate Students Performance :

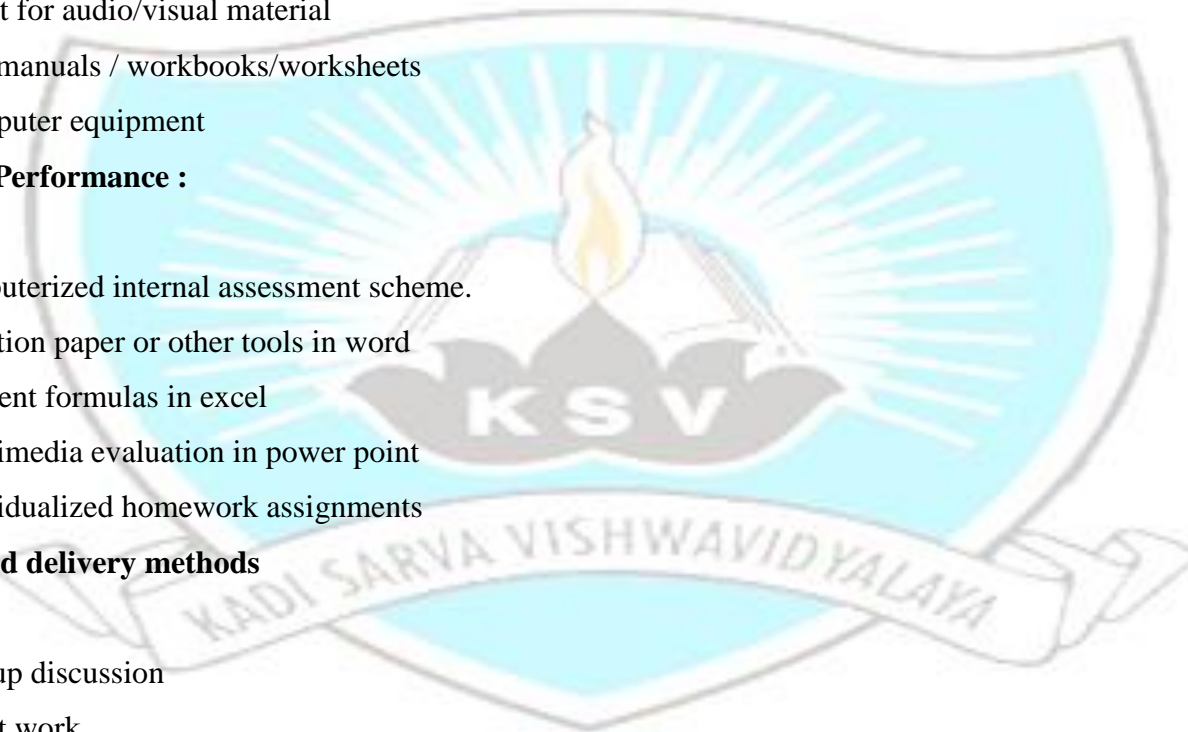
Tasks:

- a. Design computerized internal assessment scheme.
- b. Prepare question paper or other tools in word
- c. Utilize different formulas in excel
- d. Prepare multimedia evaluation in power point
- e. Design individualized homework assignments

3. Use learner centered delivery methods

Tasks :

- a. Conduct group discussion
- b. Guide project work
- c. Use team teaching technique
- d. Use problem solving technique in computer
- e. Design / prepare individualized learning packages



ENHANCING PROFESSIONAL CAPACITY (EPC)

1. READING AND REFLECTING ON TEXTS (EPC1A)

1 REFLECT ON OWN READING PROCESS THROUGH WRITING

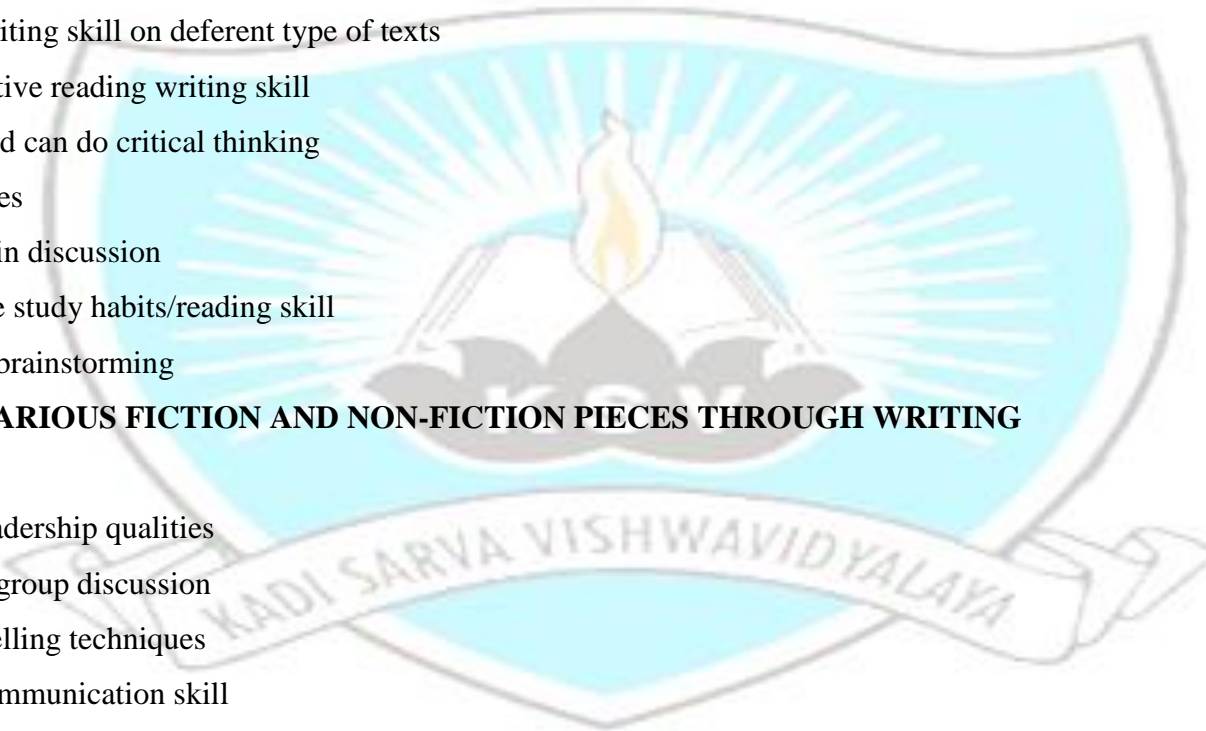
Tasks :

- a. Develop writing skill on different type of texts
- b. Develop active reading writing skill
- c. Evaluate and can do critical thinking
- d. Prepare notes
- e. Participate in discussion
- f. Develop the study habits/reading skill
- g. Encourage brainstorming

2 RESPOND TO VARIOUS FICTION AND NON-FICTION PIECES THROUGH WRITING

Tasks :

- a. Develop leadership qualities
- b. Encourage group discussion
- c. Use story telling techniques
- d. Develop communication skill
- e. Better understanding of own strengths and identities as confident readers
- f. Prepare case studies
- g. Summarize texts
- h. Use review
- i. Respond on translation



2. BASICS OF COMPUTER (EPC1B)

1. Utilize Instructional Resources.


Tasks:

- f. Identify different hardware and software
- g. Operate computer equipments
- h. Utilize operating System
- i. Utilize different functions in Word Program
- j. Utilize different functions in PowerPoint Program

2. Evaluate Students Performance.

Tasks:

- f. Design computerized timetable for a high school/college.
- g. Prepare application for the job of a teacher
- h. Preparation of C.V.
- i. Prepare presentation on any school subject



CHOICE BASED CREDIT SYSTEM (CBCS)

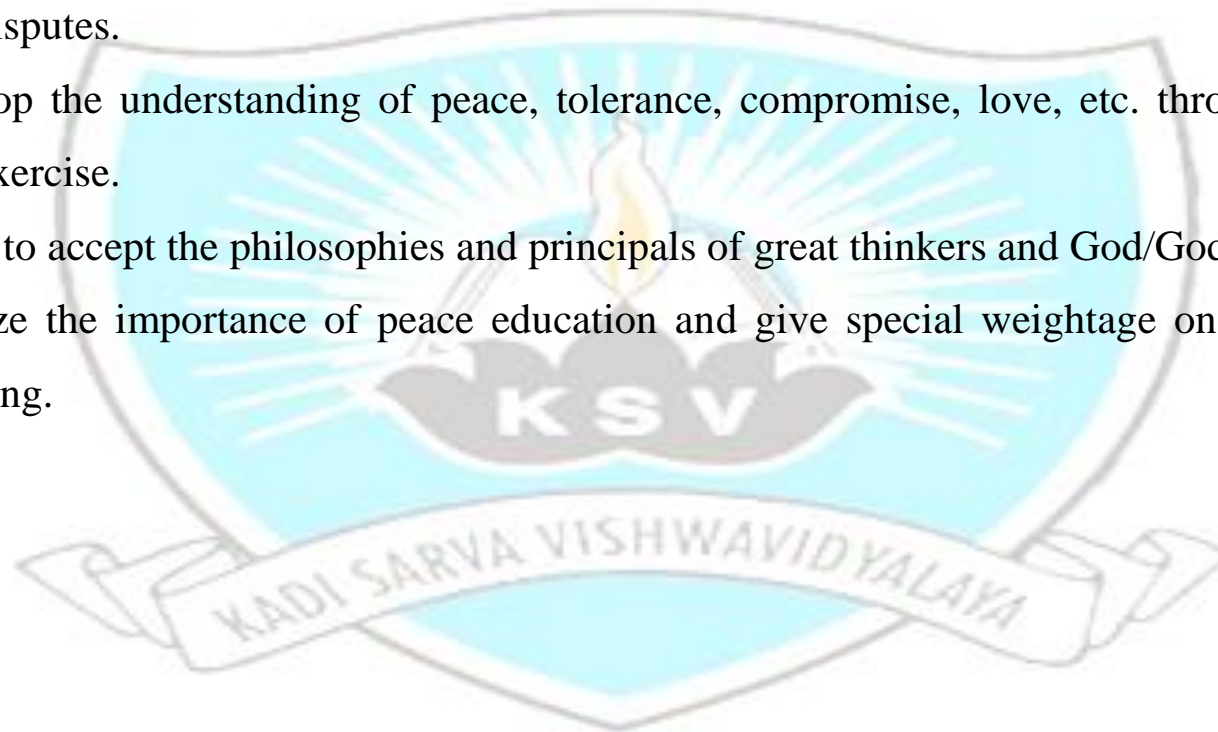
1. Environmental Studies

1. Get acquainted with concept and importance of environment.
 - a) Understand ecosystem, biotic and abiotic factors.
 - b) Use project based teaching methods for various types of pollution.
 - c) Use knowledge of environmental education in spreading environmental awareness.
 - d) Enable to classify various types of pollution.
 2. Analyze current global issues
 - a) Develop understanding about various global issues like global warming, ozone layer depletion and acid rain.
 - b) Promotes reduce, reuse and recycle of e-waste.
 - c) Contribute in environmental awareness programme.
 - d) Participate in environmental education programme.
 3. Evaluate environmental policies and movements in India.
 - a) Critically evaluate major environmental issues in India.
 - b) Organize group discussion on role of NGO's in spreading environmental awareness in society.
 - c) Understand constitutional amendments and environmental laws.
 - d) Gain understanding about environmental movements in India.
- 

2. Peace Education (CBCS1B)

The teacher trainees will

- inculcate the habit of peace and realize its importance in life through education.
- able to maintain peace in the society, community and family especially during command violence of any disputes.
- develop the understanding of peace, tolerance, compromise, love, etc. through prayer, meditation and exercise.
- ready to accept the philosophies and principals of great thinkers and God/Goddess.
- analyze the importance of peace education and give special weightage on peace education while teaching.



PRACTICAL

SEMESTER – 1

Semester Wise Competencies Developed Through This Course and the Tasks to Measure them

1. Utilize Instructional Resources :

Tasks :

- a. Produce print and non – print resources
- b. Prepare models
- c. Prepare charts
- d. Prepare overhead transparencies, slides, script for audio or video programme
- e. Prepare handouts
- f. Evaluate and revise instructional material
- g. Operate audio visual equipments

2. Deliver Instruction

Tasks :

- a. Prepare course plan
- b. Prepare lesson plan
- c. Analyse subject units
- d. Select appropriate instructional methods
- e. Develop appropriate communication skills
- f. Introduce lesson



- g. Ask various types of questions
- h. Reinforce the students and motivate them
- i. Give illustration and explanation
- j. Write proper Black Board summary
- k. Summaries the lesson
- l. Use appropriate presentation skills using various methods, techniques and instructional media
- m. Promote questions by the students and satisfy their queries
- n. Provide assignment to students and provide feedback on the assignment



INDEX

SEMESTER - II

SR.NO.	PARTICULARS	PAGE NO.
	Perspectives in Education(Core Paper)	
CC3	Learning and Teaching	120 to 124
CC4	Knowledge and Curriculum -1	125 to 128
	Curriculum and Pedagogic Study	
CP3	Teaching Techniques and Assessment for Learning	129 to 131
	Course-7 Pedagogy of School Subject	
PS3	Pedagogy of School Subject – 1	132 to 172
PS4	Pedagogy of School Subject – 2	
	Enhancing Professional Capacity(EPC)	
EPC2A	Drama and Art in Education	173 to 177
EPC2B	Multimedia and Communication Technology In Education	178 to 181
	Choice Based Credit System (CBCS) (Any One)	
CBCS2A	Guidance and Counseling	182 to 184
CBCS2B	Vocational Education	185 to 187
	Practical Work B.Ed.	
P7	Stray Lessons	188
P8	Psychological Testing	189
P9	Blue Print (Subject - 1)	190
P10	Blue Print (Subject - 2)	
P11	Block Teaching	191
P12	Book Review	192
P13	English Speaking and Personality Development-2	193
	Competencies (Theory & Practical)	194 to 216

COURSE FOR SEMESTER –II

LEARNING AND TEACHING (CC3)

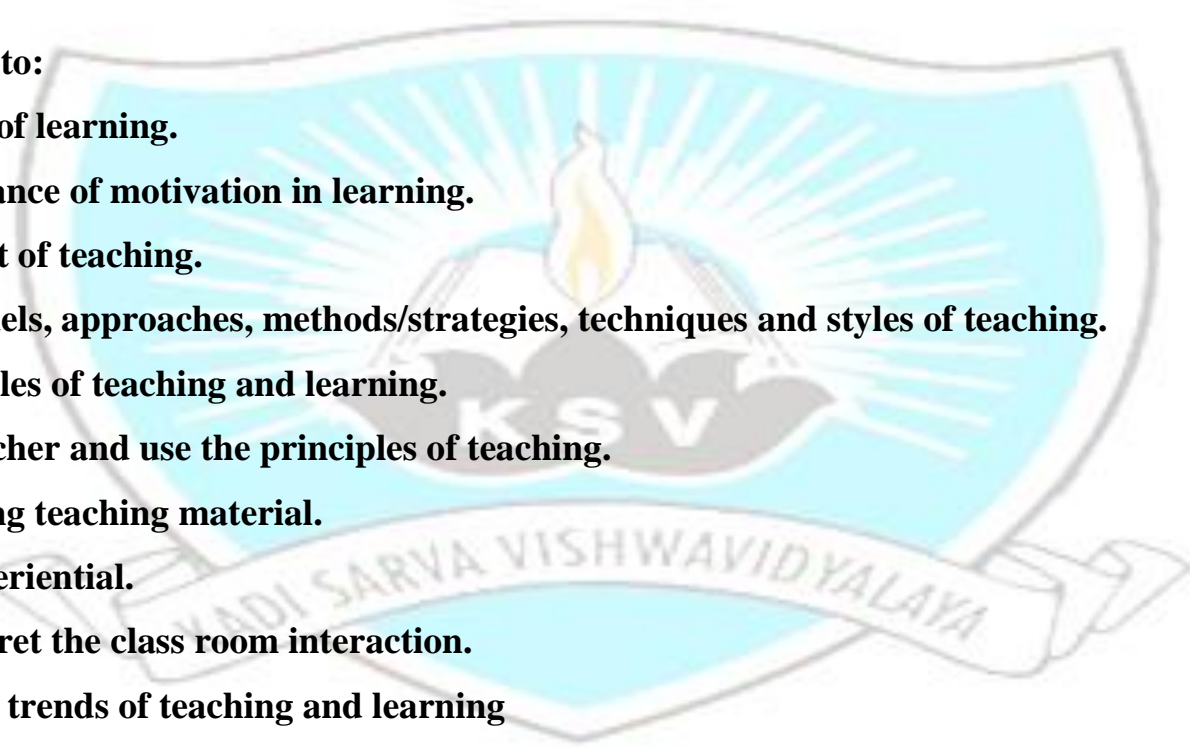
Credits – 4

Marks: 100

Learning Outcomes:

Teacher trainees will be able to:

- 1. Define the concept of learning.**
- 2. Discuss the importance of motivation in learning.**
- 3. Identify the concept of teaching.**
- 4. Practice skills, models, approaches, methods/strategies, techniques and styles of teaching.**
- 5. Identify various styles of teaching and learning.**
- 6. Adopt role as a teacher and use the principles of teaching.**
- 7. Prepare self learning teaching material.**
- 8. Make teaching experiential.**
- 9. Analyze and interpret the class room interaction.**
- 10. Implement the new trends of teaching and learning**
- 11. Identify the activities of teaching learning and apply it in the class room.**



SCHEME OF TEACHING AND ASSESSMENT:

Unit	Content	Instructional Hours		Weightage (100%)	Suggested Methodology	Teaching Aids	References
		Sub Units	Total Hours				
1	Unit : 1 Learning 1.1 Learning : Concept, Factors affecting learning 1.2 Nature of Learning Process, General Principles of Learning 1.3 Theory of learning (Pavlov, Thorndike, Kohler and Skinner) and their educational implications 1.4 Motivation in learning: Principles of Motivation in Learning, Abraham Maslow's Motivational Theory : Concept and educational implications.	4 4 4 4	16	25% 7% 6% 6% 6%	Discussion, Dramatization Simulation, Demonstration Lecture	Handouts, LCD Projector, Computer, Scripts	Reference Book No. 2,8, 9, 25, 26, 27
2	Unit : 2 Teaching 2.1 Teaching : Concept, Maxims of teaching, Models of Teaching (Concept of : Advanced Organizer, Inductive Thinking Model), and Skills of Teaching (Set – Induction, Questioning, Reinforcement, Stimulus – Variation, Explanation) 2.2 General and Psychological Principles of Teaching 2.3 Analysis of Classroom Interaction: Concept and Components of Ned Flanders' Classroom Interaction Analysis	6 5 5	16	25% 10% 8% 7%	Group Discussion, Assignment. Book Reviews and Presentation, Demonstration, Lecture cum Discussion	Handouts, LCD Projector, Computer,	Reference Book No. 28, 9,6,26,27
3	Unit: 3 New Trends of Teaching – Learning 3.1 Use of ICT in teaching – learning, E- learning, Multi-Media Approach: Meaning and concept	4	16	25% 6.25%	Discussion, Dramatization, Simulation,	Handouts, LCD Projector,	Reference

	3.2 Experience Cone of Edger Dale, Programmed Learning Material : Concept and Types, Nature of Each Type and Advantages	4		6.25%	Group Task, Project, Peer Group	Computer,	Book No. 25, 26, 27,8,9
	3.3 Computer Assisted Instruction, Computer Assisted Learning	4		6.25%	Teaching, Presentation		
	3.4 Online Learning, Talkative Books, Various types of Learning Gadgets	4		6.25%	Assignment, Seminar		
4	Unit :4 Methods / Strategies, Techniques, Approach, Styles / Types of Teaching - Learning (Nature - Importance -Limitations)		16	25%	Discussion, Dramatization, Simulation, Group Task, Project, Presentation, Peer Group Teaching	Handouts, LCD Projector, Computer,	Reference Book No. 27, 28, 29,8,9
	4.1 Methods / Strategies of Teaching – Learning : Supervised Study, Team Teaching, Peer Group Teaching, Brain Storming, Seminar, Inductive – Deductive, Focused Group Discussion	4		6%			
	4.2 Techniques of Teaching – Learning : Drilling, Reviewing and Revision, Demonstration, Analysis – Synthesis	4		6%			
	4.3 Approaches of Teaching – Learning : Situational Approach, Structural Approach, Constructivist Approach	4		7%			
	4.4 Styles of Learning - Auditory, Visual, Kinesthetic and Multi-Sensory Learning	4		6%			
TOTAL		64 HOURS		100%			

OBJECTIVE WISE DISTRIBUTION OF WEIGHTAGE:

Knowledge	Comprehension	Application	Analysis	Synthesis	Evaluation	Total
15	20	20	15	15	15	100

Competencies Developed Through this Course:

Tasks :

1. Apply the theories and principles of learning in to their practical teaching practice.
2. Design and implement motivational strategies for their students.
3. Prepare their lesson plans keeping in mind the skills and maxims of teaching.
4. Manipulate the role of factor affecting the teaching process.
5. Analyze any one teacher's classroom interaction.
6. Develop various teaching strategies using various methods, techniques, approaches and styles of teaching for effective teaching.
7. To do brain storming on any one problem.
8. To apply achievement motivation test.
9. To organize and implement Seminar on any one Subject.
10. To develop and apply lesson plans on the basis of different model of teaching.
11. To develop and use ICT based teaching-learning material.
12. Identify the teaching styles of teachers whose lesson plans they observe.
13. Identify the learning styles of the students.
14. To collect the opinions of students regarding E-learning.
15. To Visit different schools and prepare a report on teaching Procedures of Schools with Photographs.

REFERENCES

1. Chauhan,S.S., (2007). “Advanced Educational Psychology”, Vikas publishing house
2. Dandpani, S., (2007). Advanced Educational Psychology, Anmol Publications, New Delhi.
3. Hendrie, W., (2006).”Emotional Intelligence at work”, Wiley India Private Limited, New Delhi.
4. Joshi Devalben, (2006). “Adhyeta na vikas and Adhyayan Adhyapan prakriya”, Akshar Prakashan, Ahmedabad.
5. Kaur,R., (2006). ”Adolescent Psychology, New Trends and Innovations”, Deep and Deep publications Private Limited, New Delhi.

6. Kumar.S.,(2007). Principles of Developmental Psychology, Anmol Publication, New Delhi.
7. Lester. D. Crow., (2007).” Educational Psychology”, Surjeet Publications, Delhi.
8. Mangal.S.K., (2007). “Advanced Educational Psychology”, Prentice Hall of India, Delhi.
9. Mangal.S.K., (2007). “Essentials of Educational Psychology”, Prentice Hall of India, Delhi.
10. Mathur, S.S.,(2001). ” Educational Psychology”, Vinod Pustak Mandir, Agra.
11. Patel Motibhai & others (2003). “Adhyeta swaroop ane vikas”, B. S. Shah prakashan, Ahmedabad.
12. Patel Pallaviben and Others (2004), “Adhyeta no vikas ane Adhyayan Adhyapan prakriya”, Varishen Prakashan, Ahmedabad.
16. Raval Chimanbhai, (2003). “Shaikshanik Manovigyan ane Adhyetano Vikas”, Anada Book Dipo, Ahmedabad.
17. Raval Natubhai and others (2005). “Adhyeta no vikas ane adhyapan Adhyayan prakriya, Nirav Prakashan, Ahmedabad.
18. Shah Gunvant, (1997). “Shaikshanik Manovigyanma Adhyayan Mimasa”, University Granth Nirman Board, Ahmedabad.
19. Sharma Y., (2004), “A Textbook of Educational Psychology”, Kanishka Publishers, New Delhi.
20. Singh Y. K. & Nath R., (2005). ” Psychology in Education” APH Publishing corporation, New Delhi.
21. Skinner Charles E.. (1970). “Educational Psychology”, Prentice Hall of India Private Ltd., New Delhi.
22. Weiten W. & Lloyd, (2007).”Psychology applied to Modern Life”, Thomson Delmar learning, Australia.
23. Yadav Kusum & Singh Tomba, (2011).”Essentials of Educational Psychology”, Akshar publication, Ahmedabad
24. Yadav N., (2005). “A handbook of Educational Psychology”, Anmol publications Pvt. Ltd.
25. લીલાની, સુનીતા(૨૦૧૩). અધ્યેતા અને અધ્યયન અધ્યાપન પ્રક્રિયા, અક્ષર પબ્લીકેશન, અમદાવાદ.
26. શાહ, ભાવિક(૨૦૧૧). અધ્યાપન અને અધ્યયનના સિદ્ધાંતો અને પ્રયુક્તિઓ, અક્ષર પબ્લીકેશન, અમદાવાદ.
27. શુક્લા, સતીશપ્રકાશ(૨૦૧૩). અધ્યાપન અને અધ્યયન ના અધિનિયમો અને પ્રયુક્તિઓ, અગ્રવાલ પબ્લીકેશન, આગ્રા.
28. Venkatlal, S (2002), “Teaching of Science”, Anmol publication, New Delhi
29. Yadav M. S. “Teaching of science”, Anmol Publication, New Delhi.

COURSE FOR SEMESTER – II
KNOWLEDGE AND CURRICULUM -1 (CC: 4)

Credits – 2

Marks: 50

Learning Outcome:

Teacher trainees will be able to:

1. Understand meaning of epistemological terminologies and understand their similarities and differences between them
2. Developing understanding about knowledge and education
3. Develop understanding about the modes of education
4. Define the concept and types of curriculum
5. Develop understanding of the principles and foundation of curriculum
6. Develop understanding about the determinants and stages of curriculum
7. Analyze and synthesize various aspects of national curriculum framework



SCHEME OF TEACHING AND ASSESSMENT:

Unit	Content	Instructional Hours		Weightage (100%)	Suggested Methodology	Teaching Aids	References
		Sub Units	Total Hours				
1	Unit 1: Epistemological Bases of Knowledge 1.1 Concept of Knowledge 1.2 Knowledge and Skill (Concept and Difference) 1.3 Knowledge Management, Process of Knowledge Management 1.4 Elements of Knowledge Management	2 2 2 2	8	25%	Lecture method, Discussion,	Handouts, PPTs,	Reference Book No.9
2	Unit 2: Knowledge and Education 2.1 Teaching and training (Concept and Difference) 2.2 Teaching in Multi cultural setting 2.3 Modes of Education: Face to face, Open and Distance (OD)	3 3 2	8	25%	Group Discussion, Assignment,	Handouts, PPTs,	Reference Book No.9
3	Unit 3 :Concept of Curriculum 3.1 Meaning and concept of curriculum 3.2 Meaning of Curriculum framework, syllabus, textbook 3.3 Types of curriculum: Horizontal, vertical, Core, Hidden curriculum 3.4 Need and Importance of Curriculum development 3.5 Principles of curriculum development 3.6 Foundations of curriculum - Indian Context <ul style="list-style-type: none"> • Philosophical foundations • Sociological foundations • Psychological foundations 	1 1 2 2 1 1	8	25%	Discussion, Project work, Assignment	Handouts, PPTs,	Reference Book No 17

4	Unit 4 : Dynamics of Curriculum Development 4.1 Determinants of curriculum development 4.2 Models of curriculum development 4.3 Stage Specific Curriculum: Pre-primary, Primary, Secondary, Higher Secondary 4.4 Curriculum reforms in India: National Curriculum Frameworks	2 2 2 2	8	25%	Discussion, Project work, Review of Documents Assignment	Handouts, PPTs,	Reference Book No 1, 31
TOTAL			32 HOURS	100%			

OBJECTIVE – WISE DISTRIBUTION OF WEIGHTAGE

Knowledge	Comprehension	Application	Analysis	Synthesis	Evaluation	Total
15	20	15	20	15	15	100

REFERENCES:

1. Aggrawal, J. C., & Gupta, S. (2005). *Curriculum Development*. New Delhi: Shipra Publisher.
2. Alaxander, W. M., & Saylor, J. G. (1966). *Curriculum Planning for modern schools*. New York: Holt, Rinhart and Winston Inc.
3. Balrara, M. (1999). *Principles of Curriculum Renewal*. New Delhi: Kanishka Publishers.
4. Bhat, B.D. (2007). *Curriculum Reform-Change and Continuity*. Kanishka Publication. New Delhi.
5. Bhallalla, N.,(2007). *Curriculum Development*. Authors Press Publication of Scholarly Books. New Delhi.
6. Candra, A. (1977). *Curriculum Development and Evaluation in education*. New Delhi: Sterling Publishers.
7. Darji, D. R., & Lulla, B. P. (1967). *Curriculum development in secondary schools of Baroda*. Baroda: Sadhana Press.
8. Erickson, H.L.(2007) *concept based curriculum and instruction for the thinking classroom California*; corwin press
9. Filemon A.U Ariate(2008) *Introduction to Knowledge Management*, National Academy of Japan.
10. Hassrin, M. (2004). *Curriculum Planning for elementary education*. New Delhi: Anmol Publishers.
11. Herbert, J. W. & Geneva, D. H. (1990). *International Encyclopedia of Education Evaluation*. New York: Pergamon Press Oxford House.
12. Jenkins, D., & Shifrnan, D. M. (1976). *Curriculum an introduction*. London: Pitman Publishing House.
13. Jhompson, K., and White, J. C. (1975). *Curriculum development*. London: Pitman Publishing

14. Khan.M.I. and Nigam,B.K.(2007).Curriculum reform change and continuity. New Delhi; kanishka publication
15. Kumari, S., and Srivastava, D. S. (2005). *Curriculum and Instruction*. New Delhi: Shipra Publishers.
16. Macdonald, B., & Walker, R. (1976). *Changing the Curriculum*. Britain: Pitman Press.
17. Musgrave, P. W. (1974). *Contemporary studies in the Curriculum*. Australia: Angus and Roberston Publishers.
18. M.S.Khan, (2004). *School Curriculum*, Ashish Publication House, New Delhi.
19. Nigam, B. K., & Khan, I. M. (1993). *Evaluation and research in Curriculum Construction*. New Delhi: Kaniska Publishers.
20. Ornstein, A. C. & Hunkins, F.P. (1988). *Curriculum foundations, Principles and issues* New jersey prentice hall
21. Panday, M. (2007). *Principles of Curriculum Development*. New Delhi; Rajat publications
22. Rao., V.K. (2005). *Principles of Curriculum*, A.H.H. Publish Corporation. New Delhi
23. Rajput, J. S. (2004). *Encyclopedia of Indian Education*. New Delhi: NCERT.
24. Satyanarayan, P.V. (2004). *Curriculum development and management*. New Delhi: DPH.
25. Sharma, R. (2002). *Modern methods of Curriculum Organisation*. Jaipur: Book Enclave.
26. Sharma, S. R. (1999). *Issues in Curriculum Administration*. New Delhi: Pearl Publishing House.
27. Sockett, H. (1976). *Designing the Curriculum*. Britain: Pitman Press.
28. S.R.Vashist. (2004). *The Theory of Curriculum*, Almol Pblcation Pvt. Ltd. New Delhi.
29. Srivastava, H. S. (2006). *Curriculum and methods of teaching*. New Delhi: Shipra Publishers.
30. Tata, H. (1962). *Curriculum development theory & practice*. New York: Harcourt, Brace & World Inc.
31. Yadav, Y.P. (2006). *Fundamentals of Curriculum design*. New Delhi; Shri Sai Printographers
32. http://www.project2061.org/publications/designs/online/pdfs/reprints/2_macdld.pdf



COURSE FOR SEMESTER – II

TEACHING TECHNIQUES AND ASSESSMENT FOR LEARNING (CP3)

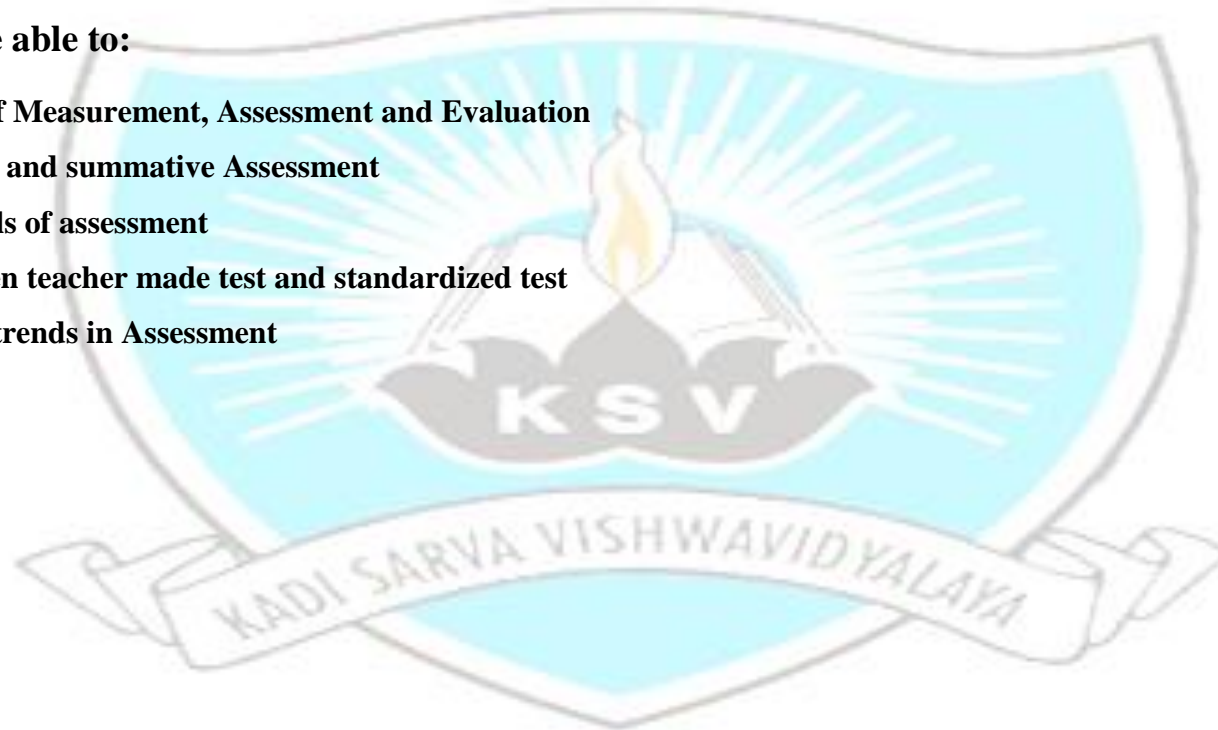
Credits – 2

Marks: 50

Learning Outcome:

Teacher trainees will be able to:

- 1. apply the concept of Measurement, Assessment and Evaluation**
- 2. apply the formative and summative Assessment**
- 3. identify various tools of assessment**
- 4. differentiate between teacher made test and standardized test**
- 5. analyze innovative trends in Assessment**



SCHEME OF TEACHING AND ASSESSMENT:

Unit	Content	Instructional Hours		Weightage (100%)	Suggested Methodology	Teaching/ learning resources	References
		Sub Units	Total Hours				
1	Unit – 1 Measurement and Evaluation 1.1 Measurement, & Evaluation : Meaning, Objectives, Difference between measurement and evaluation 1.2 Types of Evaluation : Formative and summative Evaluation 1.3 Continuous comprehensive Evaluation	2 1 1	4	12.5%	Group Discussion, Assignment. Presentation, Field Visit	Handouts, LCD Projector, Charts, Field Visit	Reference Book No. 1,8,9,10
2	Unit -2 Assessment for Learning 2.1 Tools for Assessment : Portfolio, Rating Scales, CRC 2.2 Types of Tests: Teacher made test and Standardized test, Types of questions: Essay type, Short answer and Objective type of questions	2 2	4	12.5%	Lecture Cum Discussion, Group Discussion Assignment	Handouts, LCD Presentation Projector, Charts	Reference Book No. 48,9,10
3	Unit -3 Grading in Evaluation 3.1 Grading: <ul style="list-style-type: none"> • Concept, • Types of Grading: Direct and Indirect Grading • Direct: Meaning, characteristics, examples, Advantages and Limitations • Indirect: Meaning, characteristics, examples, Advantages and Limitations 3.2 GPA and CGPA: Meaning, concept and calculation	2 2	4	12.5%	Lecture Cum Discussion, Group Discussion Assignment	Handouts, LCD Presentation Projector, Charts	Reference Book No. 4,8,9,10,

4	Unit -4 Innovative Trends in Assessment for Learning 4.1 Online exam and On Demand Exams: Meaning, objectives, advantages, limitations. 4.2 open book exams: Meaning, objectives, advantages, limitations 4.3 CBCS: Meaning, objectives, advantages, limitations 4.4 Use of Computer in Evaluation	1 1 1 1	4	25%	Lecture Cum Discussion, Group Discussion, Assignment Project work	Handouts, LCD Projector, Charts	Reference Book No. 3, 10
TOTAL		16 HOURS		100%			

OBJECTIVE – WISE DISTRIBUTION OF WEIGHTAGE

Knowledge	Comprehension	Application	Analysis	Synthesis	Evaluation	Total
15	20	20	15	15	15	100

REFERENCES :

1. Asthana B(2000) Measurement and Evaluation in Psychology and Education, Vinod Publications
2. Curriculum framework, Two year B.Ed. programme National Council for Teacher Education
3. Shepard L.A. (2000) The role of assessment in a learning culture educational Research, 4-14
4. Sternberg R. J. (2013) Intelligence competence and expertise. In A. J. Elliot & C. S. Dweck (Eds.), Handbook of competence and motivation (PP-15-30) Guilford publications.
5. Stiggins R. (2005) from formative assessment to assessment for learning: A path to success in standards - based schools - phi. Delta Kappan, 325 328.
6. Thomas A.(2006) Multiple Intelligence in the Classroom , www.ascd.org/memberbooks
7. Thwaite, A. & Rivalland, J (2009) How can analysis of classroom talk help teachers reflect on their practices
8. શૈક્ષણિક સંશોધન લેખક: ડો ટીપિકા શાહ
9. શૈક્ષણિક માપન લેખક: ડો કૃષ્ણકાંત ગોપાલજી દેસાઈ
10. અધ્યયન માટેનું પરીક્ષણ , પ્રતીક પ્રકાશન
11. અધ્યયન માટેનું પરીક્ષણ-A , નીરવ પ્રકાશન

COURSE FOR SEMESTER – II

PEDAGOGY OF SCHOOL SUBJECT: ACCOUNTANCY (PS3/PS4)

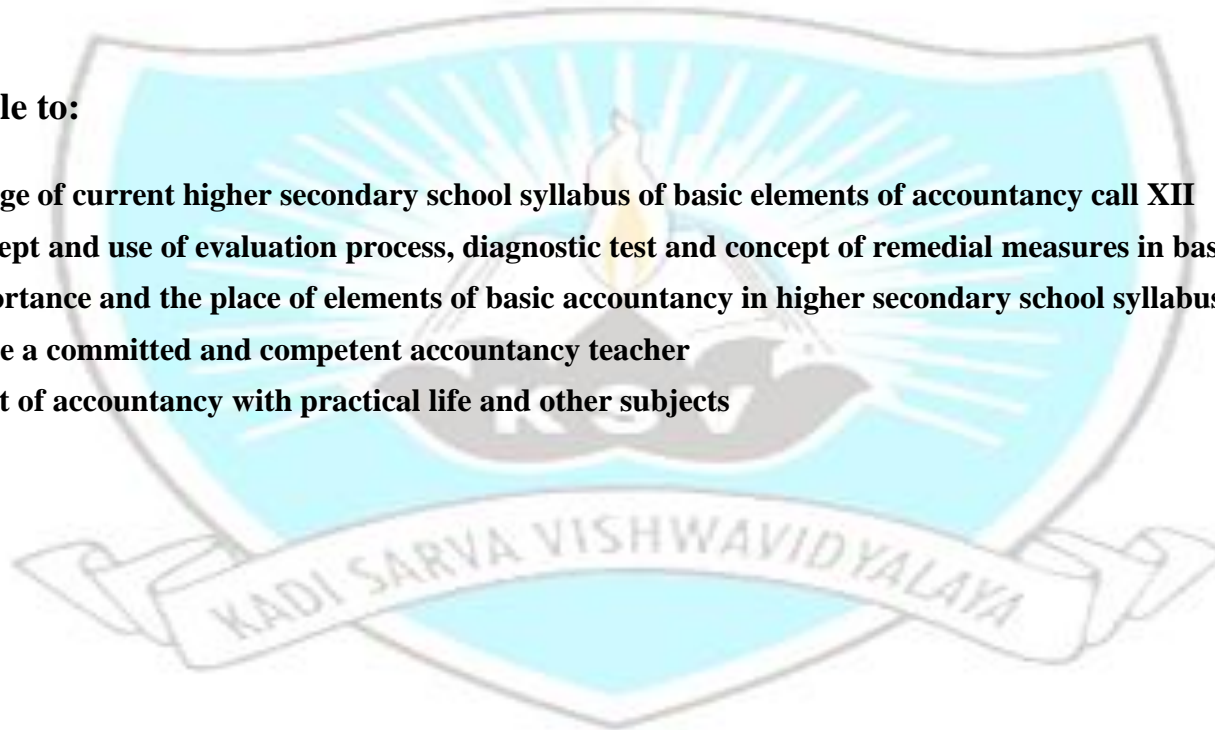
Credits – 2

Marks: 50

Learning Outcomes:

Teacher trainees will be able to:

- 1. Acquire the knowledge of current higher secondary school syllabus of basic elements of accountancy class XII**
- 2. Understand the concept and use of evaluation process, diagnostic test and concept of remedial measures in basic elements of accountancy**
- 3. Understand the importance and the place of elements of basic accountancy in higher secondary school syllabus**
- 4. Develop attitude to be a committed and competent accountancy teacher**
- 5. Correlate the concept of accountancy with practical life and other subjects**



SCHEME OF TEACHING AND ASSESSMENT:

Unit	Content	Instructional Hours		Weightage (100%)	Suggested Methodology	Teaching –Learning resources	References
		Sub Units	Total Hours				
1	Unit 1 Accountancy Text Book and Accountancy Club 1.1 Accountancy Text Book : <ul style="list-style-type: none"> Needs of Text Book Advantages and Limitations of Text Book Characteristics of Ideal Text Book Critical Analysis of Current Text Book 1.2 Accountancy Club : <ul style="list-style-type: none"> Concept and Objectives Activities Role of Teacher 	5.0	8.0	25%	Lecture Cum Discussion, Assignment, Group Discussion, Presentations	Handouts, PPT Transperencies	Reference No.5
2	Unit 2 Reference Material And Correlation in Accountancy Teaching 2.1 Reference Material : <ul style="list-style-type: none"> Reference Book News Papers Magazines Teacher’s Manual 2.2 Correlation : <ul style="list-style-type: none"> Concept of Correlation Importance of Correlation Types of Correlation Internal Correlation with Other Subjects: Economics, Commerce, Statistics, Geography, Science Correlation of Accountancy with Daily Life 	4.0	8.0	25%	Group Discussion, Assignment. Presentation, Seminar	Handouts, PPT Transperencies Charts	Reference No.13, 3

3	Unit 3 Evaluation in Accountancy Teaching 3.1 Concept of Evaluation 3.2 Techniques and Tools of Evaluation 3.3 Written Test (Essay Type ,Short and Objective Questions) 3.4 Characteristics of Ideal Question Paper	2.0 2.0 2.0 2.0	8.0	25% 6% 7% 6% 6%	Lecture Cum Discussion, Group Discussion Assignment	Handouts, PPT Transparencies, Charts	Reference No.6
4	Unit-4 Diagnostics test and Remedial work 4.1 Meaning of Diagnostic test 4.2 Characteristics of Diagnostic test 4.3 Uses and limitations of Diagnostic test 4.4 Construction of Diagnostic test in Accountancy 4.4 Concept of Remedial work 4.5 How to use Remedial work in Accountancy	1.0 1.0 1.0 2.0 1.0 2.0	8.0	25% 3% 3% 4% 6% 3% 6%	Lecture Cum Discussion, Group Discussion, Assignment Project work	Handouts, PPT Transparencies, Charts	Reference No.1
TOTAL			32 HOURS	100%			

OBJECTIVE – WISE DISTRIBUTION OF WEIGHTAGE

Knowledge	Comprehension	Application	Analysis	Synthesis	Evaluation	Total
15	20	20	15	15	15	100

REFERENCES:

1. Aggrawal J.C.(2007) Teaching of Commerce- Practical Approach, New Delhi
2. Chhabra S. (2005), An Introduction to business Organization and Management, Anmol Publication Pvt. Ltd, Allahabad.
3. Dr. Bhagvanbhai S. Patel Teaching of Accountancy – B.S.Shah Publication – Ahmedabad
4. Joshi Rajendra R. (1981), “Vanijya Shikshan Paddhati”, Gujarat University, Ahmedabad.
5. Gupta S. and Benerjee S. (2011) Educational Technology and Evaluation Akshar Publication. Ahmedabad
6. Lulla B.P.(1960), Teaching of Commerce in Secondary Schools: M.S.U. Baroda.
7. Mistry Milanbhai T. (2006), “Vanijya Adhyapan Paddhati”, Anada Book Dipo, Ahmedabad.
8. M. (2007) Teaching of Elements of Accountancy, Nirav Prakashan, Ahmedabad.
9. Mistry M. Teaching of Elements of Book keeping and Acounatancy- Nirav Publication- Ahmedabad
10. Rana T. J. Elements of Book Keeping and Accountancy
11. Rao Subha et al. Teaching Commerce in multipurpose Secondary Schools.
12. Rao, Seema,(2003) Teaching of Commerce, Anmol Publication Pvt. Ltd. New Delhi
13. Sharma N.K. Accountancy Theory and Practice.
14. Gupta C.. B. (1998) Business Studies for Class XI, Tata McGrow, Hills Publishing Company Pvt. Ltd.New Delhi.
15. Shah Bhavik Ane Anya. (2007), “Vanijya Vyavastha Vishay Paddhati”, Akshar Prakashan, Ahmedabad.
16. Shah Bhavik (2008), “Vanijyanu Adhyapan”, Akshar Prakashan, Ahmedabad.
17. Wadhava R.K.(2006) Management Policy and new Technology Kanishaka

COURSE FOR SEMESTER – II

PEDAGOGY OF SCHOOL SUBJECT: COMMERCE (PS3/PS4)

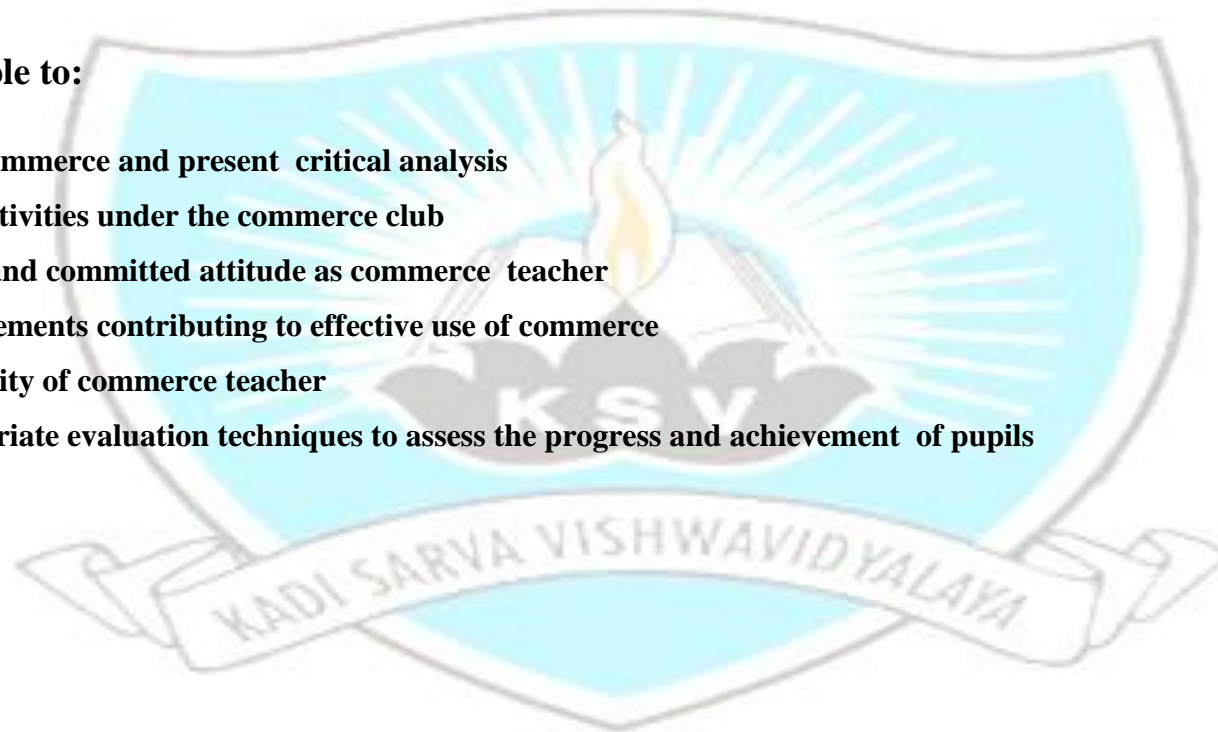
Credits – 2

Marks: 50

Learning Outcomes:

Teacher trainees will be able to:

- 1. Review the text of commerce and present critical analysis**
- 2. Perform different activities under the commerce club**
- 3. Develop competent and committed attitude as commerce teacher**
- 4. Apply the various elements contributing to effective use of commerce**
- 5. Understand the quality of commerce teacher**
- 6. Understand appropriate evaluation techniques to assess the progress and achievement of pupils**



SCHEME OF TEACHING AND ASSESSMENT:

Unit	Content	Instructional Hours		Weightage (100%)	Suggested Methodology	Teaching Aids	References	
		Sub Units	Total Hours					
1	Unit 1 Commerce Text Book and Commerce Club 1.1 Commerce Text Book : <ul style="list-style-type: none"> • Needs of Text Book • Advantages and Limitations of Text Book • Characteristics of Ideal Text Book of Commerce • Critical Analysis of Current Text Book of Standard XI and XII published by GSSTB 1.2 Commerce Club : <ul style="list-style-type: none"> • Concept and Objectives • Importance • Activities • Role of Teacher 1.3 Commerce Room: Importance, Layout	4	8.0	25%	Lecture Cum Discussion,	Handouts,	Reference Book No 5 &11	
				13%	Assignment,	LCD,		
		3		9%	Group Discussion, Presentations	Projector,		
		1		3%				
2	Unit 2 Reference Material And Correlation in Commerce Teaching 2.1 Reference Material : <ul style="list-style-type: none"> • Reference Book • News Papers • Magazines • Teacher's Manual 2.2 Correlation : <ul style="list-style-type: none"> • Importance of Correlation • Types of Correlation • Objectives of Establishing Correlation 	4.0	8.0	25%	Group Discussion,	Handouts,	Reference Book No 5,11&12	
				13%	Assignment.	PPT		
		4.0		13%	Presentation, Seminar	Transparencies		
						Charts		

	<ul style="list-style-type: none"> Internal Correlation with Other School Subjects: Economics, Accountancy, Social Science, Statistics Correlation with Daily Life 						
3	Unit-3 Evaluation in Commerce Teaching 3.1 Concept of Evaluation 3.2 Importance of Evaluation 3.3 Objective of Evaluation 3.4 Tools of Evaluation 3.5 Blue Print and Construction of Question Paper. 3.6 Characteristics of Ideal question paper	1.0 1.0 1.0 2.0 2.0 1.0	8.0	25% 3% 3% 6% 6% 3%	Lecture Cum Discussion, Group Discussion Assignment	Handouts, LCD Presentation Projector, Charts	Reference Book No 5,11&12
4	Unit-4 Diagnostics test and Remedial work 4.1 Meaning of Diagnostic test 4.2 Characteristics of Diagnostic test 4.3 Uses and limitation of Diagnostic test 4.4 Construction of Diagnostic test in Commerce 4.4 Concept of Remedial work 4.5 How to use Remedial work in commerce	1.0 1.0 1.0 2.0 1.0 2.0	8.0	25% 3% 3% 4% 6% 3% 6%	Lecture Cum Discussion, Group Discussion, Assignment Project work	Handouts, LCD Projector, Charts	Reference Book No 1,5&11
TOTAL			32 HOURS	100%			

OBJECTIVE – WISE DISTRIBUTION OF WEIGHTAGE

Knowledge	Comprehension	Application	Analysis	Synthesis	Evaluation	Total
15	20	20	15	15	15	100

REFERENCES:

1. Aggrawal J.C.(2007) Teaching of Commerce- Practical Approach, New Delhi
2. Chhabra S. (2005), An Introduction to business Organization and Management, Anmol Publication Pvt. Ltd, Allahabad.
3. Commerce Education, Volume VIII No. 16 1972 Department of Education , Regional College of Education, Ajmer.
4. Geroge D. Trends in measurement and evaluation technique
5. Gupta C.. B. (1998) Business Studies for Class XI, Tata McGrow, Hills Publishing Company Pvt. Ltd.New Delhi.
6. Joshi Rajendra R. (1981), “Vanijya Shikshan Paddhati”, Gujarat University, Ahmedabad.
7. Lulla B.P.(1960), Teaching of Commerce in Secondary Schools: M.S.U. Baroda.
8. Mistry Milanbhai T. (2006), “Vanijya Adhyapan Paddhati”, Anada Book Dipo, Ahmedabad.
9. Rana T. J. Elements of Book Keeping and Accountancy
10. Rao Subha et al. Teaching Commerce in multipurpose Secondary Schools.
11. Rao, Seema,(2003) Teaching of Commerce, Anmol Publication Pvt. Ltd. New Delhi
12. Sharma N.K. Accountancy Theory and Practice.
13. Shah Bhavik Ane Anya. (2007), “Vanijya Vyavastha Vishay Paddhati”, Akshar Prakashan, Ahmedabad.
14. Shah Bhavik (2008), “Vanijyanu Adhyapan”, Akshar Prakashan, Ahmedabad.
15. Wadhava R.K.(2006) Management Policy and new Technology Kanishaka

COURSE FOR SEMESTER-II

PEDAGOGY OF SCHOOL SUBJECT: SCIENCE AND TECHNOLOGY (PS3/PS4)

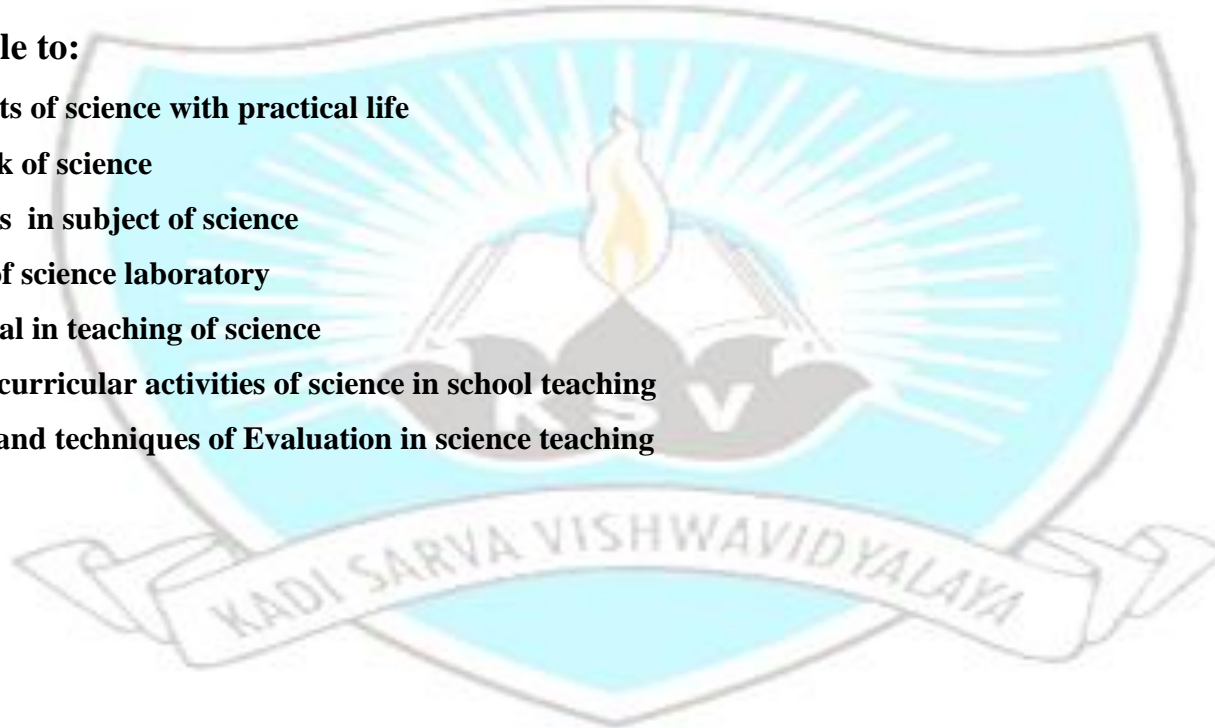
Credits – 2

Marks: 50

Learning Outcomes:

Teacher trainees will be able to:

- 1. Correlate the concepts of science with practical life**
- 2. Evaluate the textbook of science**
- 3. Prepare teaching aids in subject of science**
- 4. Learn the planning of science laboratory**
- 5. Use reference material in teaching of science**
- 6. Organize various co curricular activities of science in school teaching**
- 7. Implement the tools and techniques of Evaluation in science teaching**



SCHEME OF TEACHING AND ASSESSMENT:

Unit	Content	Instructional Hours		Weightage (100%)	Suggested Methodology	Teaching Aids	References
		Sub Units	Total Hours				
1	<p>Curriculum in Science Teaching and Science Textbook</p> <p>1.1 Curriculum and Syllabus</p> <ul style="list-style-type: none"> • Principles of Curriculum Construction • Approaches of Curriculum Formation <ol style="list-style-type: none"> 1. Topical 2. Logical 3. Integrated <p>1.2 Science Textbook and its Evaluation</p> <ul style="list-style-type: none"> • Need of Textbook • Advantages and limitations of Textbook • External characteristics • Internal characteristics 	1 1 2 2 2	8	25%	Lecture Cum Discussion, Assignment, Group Discussion, Presentations	Handouts, Chart LCD, Projector,	Reference Book No. 16,6,18,5
2	<p>Science Laboratory and Reference material in Science</p> <p>2.1 Science Laboratory</p> <ul style="list-style-type: none"> • Planning of science laboratory • Precautions to be taken to avoid accidents in laboratory <p>2.2 Reference material in Science</p> <ul style="list-style-type: none"> • Magazines and Journals • Newspapers • Websites 	4 4	8	25%	Group Discussion, Assignment, Presentation, Field Visit	Handouts, LCD Projector, Charts, Field Visit	Reference Book No. 1, 2, 16,6,18,5

3	Evaluation in Science <ul style="list-style-type: none"> • Concept of Evaluation • Techniques and tools of evaluation • Oral, Written and Practical tests. • Written Test (Essay type, short and very short answer type questions) • Diagnostic and Remedial work Need and Importance 	5	8	25%	Lecture Cum Discussion, Group Discussion Assignment	Handouts, LCD Presentation Projector, Charts	Reference Book No. 7, 13
4	Co-curricular Activities and Correlation in Science Teaching 4.1 Co-curricular activities : <ul style="list-style-type: none"> • Science club, Science fair, Science exhibition, Botanical garden, • Field Study, Sky Observation, Concept of Olympiads 4.2 Correlation in Science teaching <ul style="list-style-type: none"> • Correlation with daily life. • Correlation with other subjects 	2.5 2.5 3	8	25%	Lecture Cum Discussion, Group Discussion, Assignment Project work	Handouts, LCD Projector, Charts	Reference Book No 4, 9, 10,5,4
TOTAL				100%			

OBJECTIVE – WISE DISTRIBUTION OF WEIGHTAGE

Knowledge	Comprehension	Application	Analysis	Synthesis	Evaluation	Total
15	20	20	15	15	15	100

REFERENCES:

1. Bhatnagar A. V (2003), "Teaching of Science", R.lal publication, New Delhi
2. Bhatnagar S. S (2003) "Teaching of Science", Surya Publication
3. Bhavsar, Lavingiya, Trivadi: "Vigyan Shikshan Paddhati", Anada Prakashan, A'bad.
4. Dave and Mehta. (1962), "Vigyan shikshan ni purak pravrutio" A. R. Shath ni Co.
5. Joshi Hariprasad. (2005), "Vigyan Adhyapannu Parishilan", B. S. Shah Prakashan, Ahmedabad.
6. Mangal S.K(2002) "Teaching of Science",Arya Book, Agra.New Delhi.
7. NCERT Text Books of standard 9th and 10th
8. Parikh, Raval. (1983), "Shikshan Pravidhio", Navdeep Prakashan group, A'bad.
9. Patel and Patel. (1964), "Vigyan ane abhinav adhyapan", A. R. Shath ni Co.
10. Patel Pallaviben. (2005), "Vigyannu Aadarsh Adhyapan", Varishen Prakashan, Ahmedabad.
11. Raval D. S. (1981), "Vigyan Shikshan", Vinod Pustak Mandir, Agra.
12. Sharma B. M. (2002), "Teaching of Science", Abhishek publication , New Delhi.
13. Sharma R. C. (2006), "Modern Science Teaching", Danphat Rai Publishing Company,
14. Textbooks of Science- Standard 9, 10th
15. Vachcharajani Bhadrayu. (1997), "Vigyan Adhyapan Paddhati", Anada Book Dipo, Ahmedabad.
16. Vachcharajani Bhadrayu. (2005), "Vigyan Ane Technology Adhyapan Paddhati", Anada Book Dipo, Ahmedabad.
17. Venkatlal, S (2002), "Teaching of Science", Anmol publication, New Delhi
18. Yadav M. S. "Teaching of science", Anmol Publication, New Delhi.

COURSE FOR SEMESTER - II

PEDAGOGY OF SCHOOL SUBJECT: MATHEMATICS (PS3/PS4)

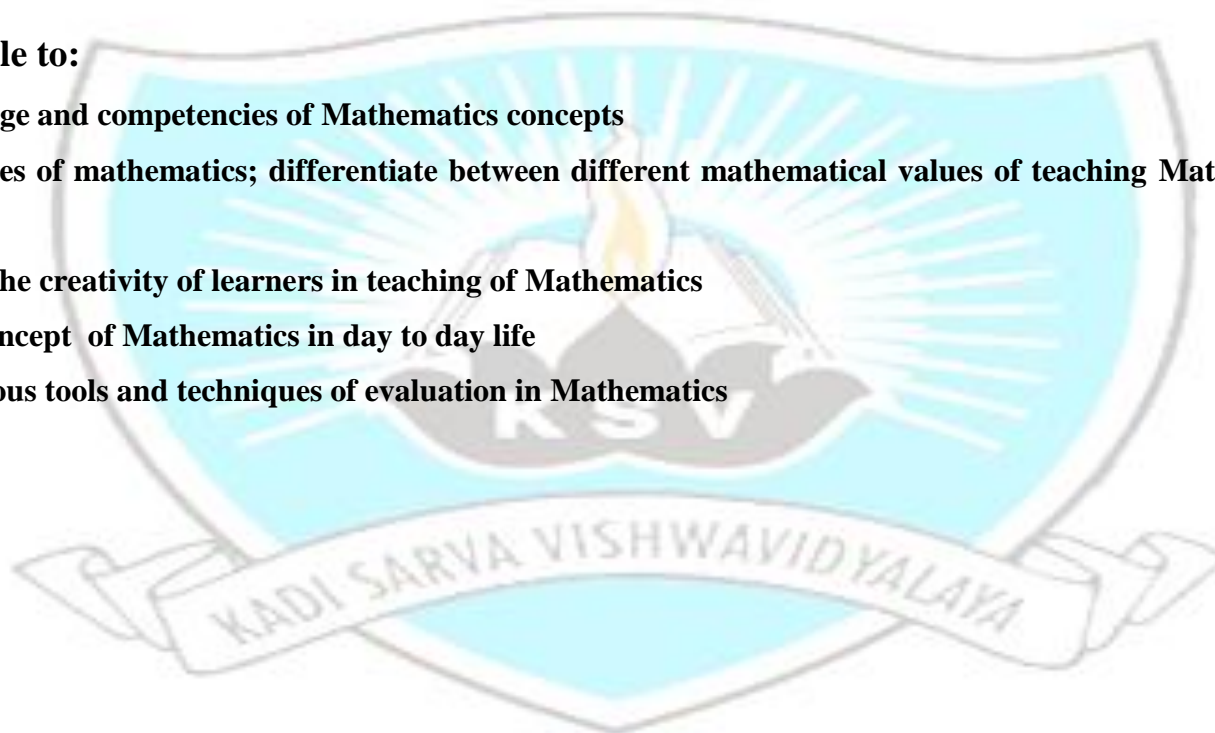
Credits – 2

Marks : 50

Learning Outcomes:

Teacher trainees will be able to:

- 1. Acquire the knowledge and competencies of Mathematics concepts**
- 2. Understand the values of mathematics; differentiate between different mathematical values of teaching Mathematics in terms of learning outcomes.**
- 3. Identify & nurture the creativity of learners in teaching of Mathematics**
- 4. Apply the various concept of Mathematics in day to day life**
- 5. Understand the various tools and techniques of evaluation in Mathematics**



SCHEME OF TEACHING AND ASSESSMENT:

Unit	Content	Instructional Hours		Weightage (100%)	Suggested Methodology	Teaching Aids	References
		Sub Units	Total Hours				
1	Unit:1 Mathematics Textbook and its Evaluation 1.1 Need ,Advantages & Limitations of Textbook 1.2 Characteristics of Textbook : External & Internal 1.3 Mathematics teacher Handbook 1.4 Reference material in Mathematics <ul style="list-style-type: none"> • Importance • Magazines in Mathematics 	2 2 2 2	8	25% 7% 6% 6% 6%	Lecture Cum Discussion, Assignment, Group Discussion, Presentations	Handouts, Chart LCD, Projector,	Reference Book No. 7,9,6,8
2	Unit:2 Evaluation in Mathematics 2.1. Concept of Evaluation 2.2. Tools and Techniques of Evaluation 2.3. Written test (Essay type, Short and Objective type questions) 2.4. Diagnostic and Remedial Work in mathematics <ul style="list-style-type: none"> • Concept • Importance • Preparation of diagnostic test • Error analysis of diagnostic test result 	1 2 3 2	8	25% 4% 6% 9% 6%	Group Discussion, Assignment. Presentation	Handouts, Projector, Charts	Reference Book No. 3, 4,6,8
3	Unit:3 Content Review and Correlation in mathematics teaching 3.1 Review of GSEB textbooks from std 6 th to 10 th 3.2. Correlation in mathematics teaching <ul style="list-style-type: none"> • Concept • Importance 	2 2	8.	25% 6% 7%	Lecture Cum Discussion, Group Discussion Assignment	Handouts, LCD Presentati on Projector, Charts	Reference Book No 3, 11

	<ul style="list-style-type: none"> • Correlation with other school subject 						
	3.3. Innovative evaluation practices <ul style="list-style-type: none"> • Online test to know basic knowledge in mathematics 	2		6%			
	3.4. Co-curricular activities in mathematics (concept, planning and importance) <ul style="list-style-type: none"> • Quiz competition • Problem solving competition 	2		6%			
4	Unit:4 Personal and professional competencies of maths teacher		8	25%	Lecture Cum Discussion, Group Discussion, Assignment Project work	Handouts, LCD Projector, Charts	Reference Book No 3, 11,6,8
	4.1. Maths teacher: General qualities, professional qualities, specific qualities	2		6%			
	4.2. Challenges of learners and teachers while studying Maths	2		6%			
	4.3. Mathematic club: Concept, formation ,need, importance , activities and learning values	2		7%			
	4.4. Significance of extension activities for maths teachers	2		6%			
TOTAL			32 HOURS	100%			

OBJECTIVE – WISE DISTRIBUTION OF WEIGHTAGE

Knowledge	Comprehension	Application	Analysis	Synthesis	Evaluation	Total
15	20	20	15	15	15	100

REFERENCES:

1. Bhatt, Shukla Ane Parekh. (2003), ‘Nutan Ganitnu Adhyapan’, C. Jamanadas Co., Ahmedabad.
2. Lucein Blue Kinney, (1954), ‘Teaching Mathematics in Secondary School’, Rinehart & co., New York.
3. Mangal S. K. (1987), ‘Teaching of Mathematics’, Prakash Brothers Education Publishers, Jalandhar.
4. Mangal, S.K. (1981). Teaching of mathematics: Prakash Brothers Publishers, Ludhiana,.
5. Nanda N. N. (1972), ‘Teaching of Mathematics’, Sharda Brothers, Ludhiana.
6. Patel R. S. (2003), ‘Ganitnu Adhyapan: Vishayvastu tatha Paddhati’, Nirav Prakashan, Ahmedabad.
7. Rai B. C. (1978), ‘Teaching of Mathematics’, Prakashan Kendra, Lucknow.
8. Shah B. S. (1987), ‘Ganitna Adhyapannu Parishilan’, B. S. Shah Prakashan, Ahmedabad.
9. Siddhu, K.S. (2011), ‘Teaching of Mathematics’, Sterling Publication, New Delhi.
10. Glenda Anthony and margeret walshaw (2008), ‘Effective Pedagogy in Mathematics’, International academy of education, UNESCO

Websites:

<http://www.mathguru.com>

<http://www.sakshat.com>

<http://www.educationinindia.net>



COURSE FOR SEMESTER - II

PEDAGOGY OF SCHOOL SUBJECT: ECONOMICS (PS3/PS4)

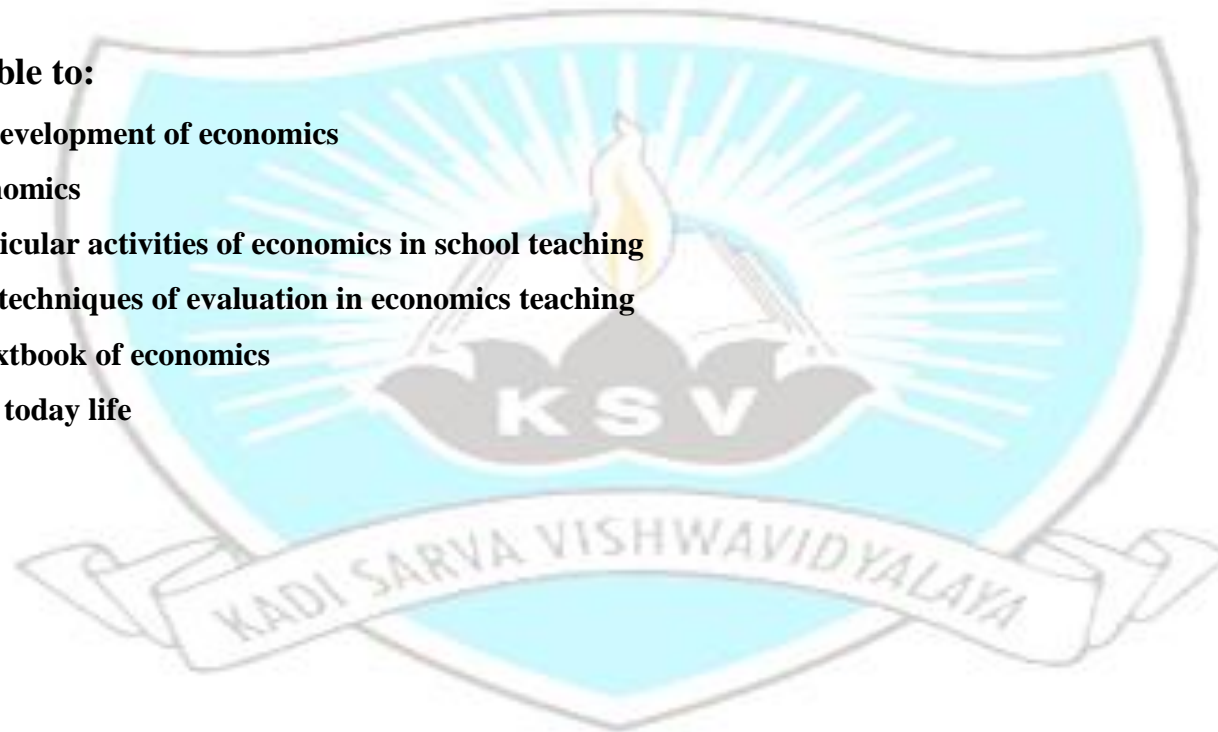
Credits – 2

Marks: 50

Learning Outcomes:

Teacher Trainees will be able to:

- 1. Comprehend historical development of economics**
- 2. Explain the scope of economics**
- 3. Organize various co curricular activities of economics in school teaching**
- 4. Implement the tools and techniques of evaluation in economics teaching**
- 5. Critically evaluate the textbook of economics**
- 6. Apply the Subject in day today life**



SCHEME OF TEACHING AND ASSESSMENT:

Unit	Content	Instructional Hours		Weightage (100%)	Suggested Methodology	Teaching Aids	References
		Sub Units	Total Hours				
1	Unit 1 Development of Economics 1.1 Development of social, intellectual, cultural and Economical values of teaching of Economics from the historical perspective. 1.2 Place of Economics in schools as a subject 1.3 Scope of Economics and its importance in day to day life.	4 2 2	8	25% 15% 5% 5%	Lecture, Group – Discussion assignment	Handouts, PPT, Computer with net facility, Charts	Reference No . 1
2	Unit II Economics text book : 2.1 Concept 2.2 Importance of textbook of Class -12 th of GSEB from teachers and students point of view Criteria of a good textbook 2.4 Critical evaluation of Economics textbook of class 12 th of GSEB	1 2 2 3	8	25% 5% 5% 10%	Group Discussion, Assignment, project	Handouts, PPT , Reference Books	Reference No . 7
3	Unit III Evaluation in Economics 3.1 Concept of Evaluation 3.2 Techniques of evaluation 3.3 Tools of evaluation • Oral test • Written Test (Essay type, short and very short answer type questions) • Diagnostic test, need and its importance • Remedial work need and its importance	1 1 6	8	25% 5% 5% 15%	Discussion, Group Task, Project, Book, Reviews, Assignment	Handouts, PPT, Computer, Scripts	Reference No . 1,11

4	Unit IV Correlation of Economics with other subjects and Co-curricular Activities 4.1 Correlation of Economics with other subjects • Correlation with daily life. • Correlation with Commerce, Accountancy and Science 4.2 Co-curricular activities : • Economics club, Economics room 4.3 Conduct a Survey of any one of the Economical problems and prepare a report and present. 4.4 Ethics in economics	3 1 2 2	8	25% 10% 5% 5%	Discussion, Problem Solving Method, Group Task, Project, Field Visit	Handouts, PPT, Computer, Text- Print material	Reference No . 1,5
TOTAL			32 HOURS	100%			

OBJECTIVE – WISE DISTRIBUTION OF WEIGHTAGE

Knowledge	Comprehension	Application	Analysis	Synthesis	Evaluation	Total
10	20	20	20	15	15	100

REFERENCES:

1. Agrawal J.C. “Teaching of Economics A Practical Approach”, New Delhi. Vikas Publishing House Pvt Ltd
2. Chakravarty, Sukhamong (1987). Teaching of Economics in India: Himalaya Publishers. Bombay.
3. Das, R.C. (1984). Curriculum and Evaluation: NCERT. New Delhi.
4. Jhingan M.C. (2004). Micro Economics Theory: Vrinda Publications (P) Ltd, New Delhi.
5. Lumsend K.G. (1970). New developments in teaching of Economics: Prentice hall, New Jersey.
6. Mustafa, M.(2005). Teaching of Economics New Trends and innovations: Deep and Deep Publications(P) Ltd.
7. Patel Motibhai M. and Others (2007), “Arthashashtra na Adhyapan nu Parishilan”, B. S. Shah Prakashan, Ahmedabad.
8. Rudramamba B. Methods of Teaching Economics New Delhi 2004

9. Saxena N.R. etal “Teaching of Economics”, R.Lall Book Depot Meerut.
10. Sharma, A. (2005). Teaching of Economics: Surjeet Publications, New Delhi.
11. Teaching Units in Economics for High and Higher Secondary Stage, NCERT, New Delhi, 1974.
12. Yadav, A (1995). Teaching of Economics: Anmol Publications Pvt. Ltd., New Delhi



COURSE FOR SEMESTER – II
PEDAGOGY OF SCHOOL SUBJECT: ENGLISH (PS3/PS4)

Credits – 2

Marks: 50

Learning Outcomes:

Teacher Trainees will be able to...

- 1. Justify and elaborate the position of english in India and Gujarat**
- 2. Analyze the aspects of linguistic behaviour and linguistic system**
- 3. Explain and apply different pedagogies of teaching English Language**
- 4. Formulate the aims of teaching English Literature**
- 5. Describe the basic concepts of English Language**
- 6. Analyze, synthesize and practically apply the theories of language learning in social context**



SCHEME OF TEACHING AND ASSESSMENT:

Unit	Content	Instructional Hours		Weightage (100%)	Suggested Methodology	Teaching Aids	References
		Sub Units	Total Hours				
1	Unit-1 Background of the Subject 1.1 Position of English in India and Gujarat 1.2 Nature of Language - Psychology of Foreign Language Learning - Speech and Speech Mechanism	4 4	8	25% 12.5% 12.5%	Discussion, Group Discussion, Presentation	PPT, Computer Hand-outs	Reference Book No. 1, 8 & 9
2	Unit-2 Understanding of Pedagogy 2.1 Situational Approach 2.2 Reading Method 2.3 Structural Approach 2.4 Substitution Method	2 2 2 2	8	25% 5% 7% 6% 7%	Role play, Collaborative Learning, Presentation, Discussion, Brain storming	Books CDs Language games	Reference Book No. 7, 8 & 9
3	Unit-3 Aims of Teaching English Literature 3.1 Aims and Lesson Planning for Teaching English Literature : Poetry, Essays and Drama 3.2 Aims and Lesson Planning for Teaching of Letter writing, Report writing and Composition	4 4	8	25% 12.5% 12.5%	Discussion, Simulation, Project work, Self-Study	Books CDs Language games	Reference Book No. 5, 8 & 9
4	Unit-4 English Teacher, Text Book and Construction of Test Paper 4.1 Qualities of an Ideal English Teacher 4.2 Critical Study of English Text Book 4.3 Tools for evaluation and construction of question paper	2 2 4	8	25%	Presentation, Discussion, Project work, Review method, Play/Script writing	Books PPT, Computer and Hand-outs, Scripts	Reference Book No. 6, 8 & 9
TOTAL		32 HOURS		100%			

OBJECTIVE – WISE DISTRIBUTION OF WEIGHTAGE

Knowledge	Comprehension	Application	Analysis	Synthesis	Evaluation	Total
15	20	20	15	15	15	100

REFERENCES:

1. Bansal, R.K. and Harrison, J.B. (1972), “Spoken English for India”, Orient Longman Ltd., Madras.
2. Doff, A. (1988), “Teach English-Training Course for Teachers”, Cambridge University Press, Cambridge.
3. Hornby, A.S. (1968), “A Guide to Patterns and Usage in English”, OUP, Oxford.
4. Hubbard, P. and Hywel, J. et al. (1983), “A Training Course for TEFL”, Oxford University Press.
5. Joseph, K.S. (1991), “Self Instruction in English Grammar”, Anmol Publications, New Delhi.
6. Leech Geoffrey and Svartvik (2000), “Communicative Grammar of English”, C.U.P., Cambridge.
7. Mukalel, J.C.(1998), “Approaches to English Language Teaching”, Discovery Publishing House, New Delhi.
8. Mukalel, J.C.(1998), “Psychology of Language Teaching”, Discovery Publishing House, New Delhi.
9. Nagaraj, Geetha. (2005) English Language teaching; Approaches, Methods, and Techniques, Orient Longman Pvt. Ltd., Hyderabad.
10. Pathak, Kalpesh H.(2005), “Teaching English”, Varishen Publication, Ahmedabad.



COURSE FOR SEMESTER – II

PEDAGOGY OF SCHOOL SUBJECT: SOCIAL SCIENCE (PS3/PS4)

Credits – 2

Marks: 50

Learning Outcomes:

Teacher trainees will be able to:

- 1. Understand about the Qualities, Professional Competencies, Duties and Challenges of Social Science Teacher.**
- 2. Understand about the Field Work and Survey in Social Science.**
- 3. Understand about the Social Science Room.**
- 4. Understand the Correlation of various Subjects with Social Science.**
- 5. Understand Lesson Planning and Unit Planning.**
- 6. Develop understanding concept of evaluation and measurement in Social Science.**



SCHEME OF TEACHING AND ASSESSMENT:

Unit	Content	Instructional Hours		Weightage (100%)	Suggested Methodology	Teaching Learning Resources	References
		Sub Units	Total Hours				
1	Unit 1 Social Science Teacher & Field Work Survey in Social Science 1.1. Social Science Teacher 1.1.1. Qualities and Characteristics 1.1.2. Professional Competency of Social Science Teacher 1.1.3 Duties of Social Science Teacher 1.1.4 Challenges of teaching Social Science 1.2. Field Work & Survey in Social Science		8	(25%)	Lecture cum Discussion	PPTs, Transparency	Reference Book No. 1,2,3,4,9,10,15,25
2	Unit 2 Lesson Planning Measurement and Evaluation 2.1 Meaning and Importance of Lesson Planning 2.1.1 Stray Lesson 2.1.2 Unit Planning 2.2 Concept and Importance of Measurement & Evaluation 2.3 Constructing an ideal question paper based on Blue-Print		8	(30%)	Lecture cum Discussion Project Method	PPTs Transparency	Reference Book No. 1,2,3,4,5,6,8,9,10,15,16,,24,25,26
3	Unit 3 Social Science Room 3.1 Social Science Room 3.1.1. Concept and Importance 3.1.2 Equipments and design 3.2 Arrangements of Social Science Room 3.2.1 Arrange an Exhibition 3.2.2 Advantages and Limitations of Social Science Room		6	(20%)	Lecture cum Discussion Project Method	PPTs, Transparency	Reference Book No. 1 to 23

4	Unit 4 Correlation of Text Book of Social Science with other subjects		10	(25%)	Group Discussion	PPTs, Transparency	Reference Book No. 1 to 27
	4.1 Correlation	5		10%			
	4.1.1 Concept of Correlation 4.1.2 Merits of Correlation				Project Method		
	4.2 Correlation of Social Science with Economics, Science & Technology, Mathematics and Language	5		15%	P.P.T		
TOTAL			32 HOURS	100%			

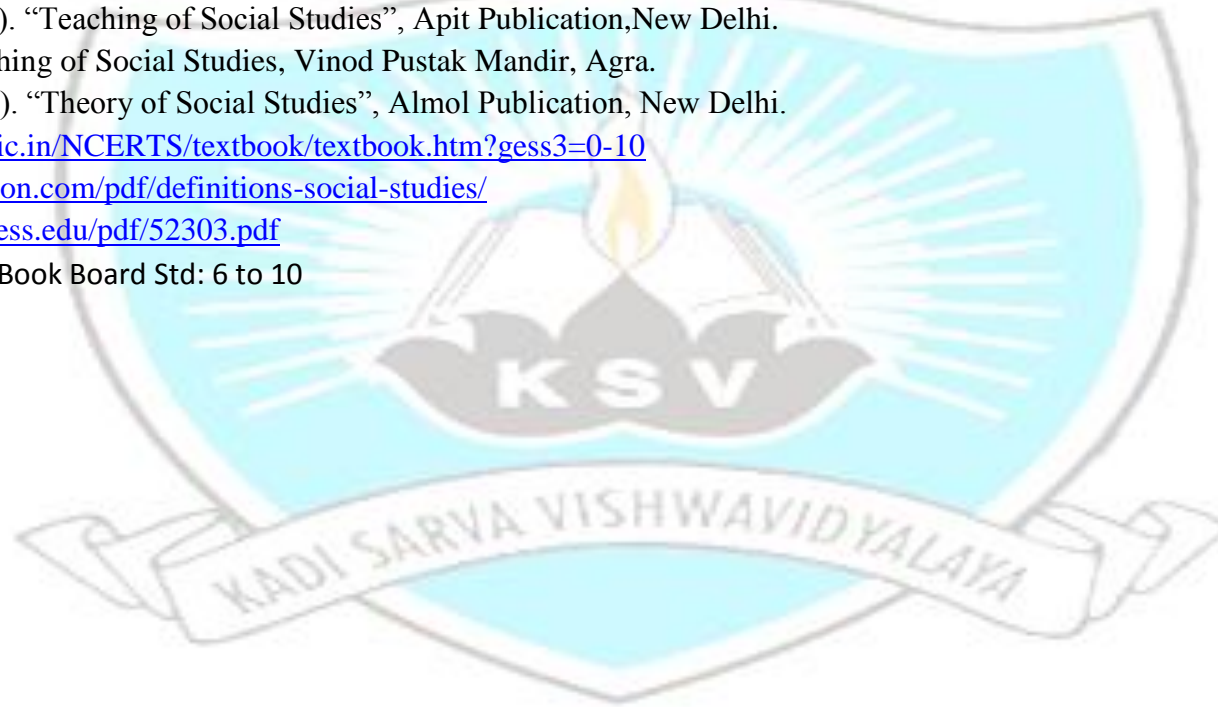
OBJECTIVE – WISE DISTRIBUTION OF WEIGHTAGE

Knowledge	Comprehension	Application	Analysis	Synthesis	Evaluation	Total
15	20	20	15	15	15	100

REFERENCES:

1. જોષી જુઝાસા અને અન્ય (2008), સામાજિક વિજ્ઞાન વિષયપદ્ધતિ, અક્ષર પબ્લિકેશન, અમદાવાદ.
2. Agrawal J.C., (2006). “Teaching of Social Studies”, Vikas Publication house, New Delhi.
3. Bhalvinder, K., (2005). “Teaching of Social studies”, Deep and Deep Publication, New Delhi.
4. Bhattacharya, S. & Darji, D.R. “Teaching of Social Studies in Indian Schools”, Acharya Book Depot, Baroda.
5. Binning, A.C., “Teaching of Social Social Studies in Secondary School”, McGraw Hill and Co., NewYork.
6. Chaya, S., (2003). “Teaching of Social Studies in Elementary School”, Mohit Publication, New Delhi.
7. Kochhar, S.K., (2002). “Teaching of Social Studies”, Sterling Publication, New Delhi.
8. Mishra B.K., “Teaching of social Studies”, Suriya Publication.
9. પંડ્યા પ્રતાપરાય (૨૦૦૫), સામાજિક વિજ્ઞાન અધ્યાપન પદ્ધતિ, આણંદ બૂક ડીપો, અમદાવાદ
10. પંડ્યા પ્રતાપરાય (૨૦૦૫), સામાજિક વિજ્ઞાન અધ્યાપન પદ્ધતિ, વારિશેણ પ્રકાશન , અમદાવાદ
11. Parikh, S. (2005). “Samajik Vigyan Shikshan”, Avishkar Publication, Jaipur.
12. Patel Ishwarbhai and others (2008), “Samajikvigyan – Vishay Paddhati”, Akshar Prakashan, Ahmedabad.
13. Patel Motibhai. (2006). “Samajik Vigyan Adhyapannu Parishilan”, B. S. Shah Prakashan, Ahmedabad.

14. Prabha, R., (2005). “Teaching of Social Studies”, Dominat Publication, New Delhi.
15. રાવલ નટુભાઈ અને અન્ય (૨૦૦૪) , સમાજવિદ્યાનું અભિનવ અધ્યાપન,નીરવ પ્રકાશન, અમદાવાદ
16. Saxena N.R. “Teaching of Social Studies”, R.Lal Publication, Meerut.
17. Sharma R.L. Teaching of Social Studies, Vinod Pustak Mandir, Agra.
18. Sharma, S.R., (2002).” Teaching of Social Studies in Elementary School”, Almol Publication, New Delhi.
19. Shidhu, H.S., (2007). “Teaching of Social Studies”, Tondan Publication.
20. Shujaat.M.D., (2005). “Teaching of Social Studies”, Almol publication, New Delhi.
21. Singh, Y.K., (2004). “Teaching of Social Studies”, Apit Publication,New Delhi.
22. Taneja, V.R. Teaching of Social Studies, Vinod Pustak Mandir, Agra.
23. Vashit, S.R., (2005). “Theory of Social Studies”, Almol Publication, New Delhi.
24. <http://www.ncert.nic.in/NCERTS/textbook/textbook.htm?gess3=0-10>
25. <http://www.education.com/pdf/definitions-social-studies/>
26. <http://www.sunypress.edu/pdf/52303.pdf>
27. Gujarat State Text Book Board Std: 6 to 10



COURSE FOR SEMESTER – II
PEDAGOGY OF SCHOOL SUBJECTS: हिन्दी (PS3/PS4)

Credits – 2

Marks : 50

Learning Outcomes:

प्रशिक्षणार्थी

- १ राष्ट्रभाषा हिन्दी के महत्व को जान सके
- २ भाषा शिक्षा की विभिन्न गतिविधियों से परिचित हो सके
- ३ वाचन एवं लिखित अभिव्यक्ति कौशल्य का विकास एवं दक्षता प्राप्त कर सकेंगे
- ४ हिन्दी साहित्य की विभिन्न साहित्यिक रचनाओं से अवगत हो सके
- ५ रचना शिक्षा के विभिन्न पहलुओं को भलीभाँति जान सके



SCHEME OF TEACHING AND ASSESSMENT:

इकाई	विषयवस्तु	Instructional Hours		Weightage (100%)	Suggested Methodology	Teaching Aids	References
		Sub Units	Total Hours				
1	<p>देवनागरी लिपि एवं वाचन शिक्षा:</p> <p>1.1 देवनागरी लिपि की विशेषताएँ व शिक्षा मंत्रालय द्वारा स्वीकृत सुधार</p> <p>1.2 वाचन शिक्षा: वाचन का महत्व, वाचन शिक्षा की विधियाँ, वाचन के प्रकार, वाचन दोष तथा उसमें सुधार के उपाय</p>	3.5 4.5	8.0	25% 10% 8% 7%	Lecture Cum Discussion, Presentations Assignment. Lecture Method	Handouts, LCD Projector, Computer	Reference Book No. 1
2	<p>लिखित अभिव्यक्ति एवं राष्ट्रभाषा का परीक्षण व मूल्यांकन:</p> <p>2.1 लिखित अभिव्यक्ति की शिक्षा: लिखित अभिव्यक्ति का महत्व, विधियाँ, प्रकार एवं वर्तनी शिक्षा</p> <p>2.2 राष्ट्रभाषा के प्रश्नपत्रों का आयोजन, परीक्षण व मूल्यांकन</p>	5.0 3.0	8.0	25% 7% 6% 6%	Discussion, Assignment. Source Method, Group Discussion	Handouts, LCD Projector, Computer, Reference Books	Reference Book No. 2
3	<p>राष्ट्रभाषा का शिक्षक व रचना शिक्षा:</p> <p>3.1 राष्ट्रभाषा के शिक्षक की शैक्षिक व व्यावसायिक योग्यता:</p> <p>a. रचना शिक्षा: लिखित रचना का महत्व, अच्छी रचना के गुण एवं प्रणालियाँ</p>	2.0 6.0	8.0	25% 3.5% 6% 3.5% 6% 6%	Lecture Cum Discussion, Simulation, Group Task, Project, Lecture Method, Group Discussion	Handouts, LCD Projector, Computer, Chart	Reference Book No. 4

4	गद्य, पद्य एवं व्याकरण शिक्षा:		8.0	25%	Discussion, Problem Solving Method, Project work, Group Discussion	Reference Books Handouts, LCD Projector, Computer, Text- Print material	Reference Book No. 1
	4.1 गद्यशिक्षा का महत्व, गद्य के विविध रूपों का अध्यापन एवं गद्य शिक्षा के उद्देश्य	2.0		8%			
	4.2 पद्यशिक्षा का महत्व, उद्देश्य पद्य सीखाने की विविध पद्धतियाँ	3.0		9%			
	4.3 व्याकरण शिक्षा के उद्देश्य, व्याकरण सीखाने की विविध पद्धतियाँ	3.0		8%			
TOTAL			32 HOURS	100%			

OBJECTIVE – WISE DISTRIBUTION OF WEIGHTAGE

Knowledge	Comprehension	Application	Analysis	Synthesis	Evaluation	Total
10	20	20	20	15	15	100

संदर्भ सूची :(REFERENCES)

1. बोबे-(1994), सं.बा. हिन्दी की अध्यापन पद्धति, नूतन प्रकाशन, पुणे
2. डॉ सीताराम देशमुख 2007 अहमदाबाद, अक्षर पब्लिकेशन, हिन्दी विषयपद्धति
3. गोदर विनोद (1994), प्रयोजन मूलक हिन्दी, वाणी प्रकाशन, नई दिल्ली
4. कुलकर्णी-(1964), हिन्दी अध्यापन पद्धति, केन्द्रीय हिन्दी संस्थान, आग्रा
5. श्रीवास्तव रविंद्रनाथ एवं तिवारी भोलानाथ-(1983), हिन्दी भाषा संरचना और प्रयोग, नेशनल पब्लिकेशन दिल्ली
6. तिवारी भोलानाथ-(1976) हिन्दी भाषा विज्ञान, किताब महल, इलहाबाद

COURSE FOR SEMESTER – II

PEDAGOGY OF SCHOOL SUBJECT: SANSKRIT (PS3/PS4)

Credits – 2

Marks: 50

Learning Outcomes:

પ્રશિક્ષણાર્થી:

1. સંસ્કૃતભાષાના કૌશલ્યોના વિકાસલક્ષી અધ્યાપનથી પરિચિત થાય.
2. સંસ્કૃતભાષા શિક્ષાશાસ્ત્રીય જ્ઞાન અને શિક્ષાશાસ્ત્રીય ઉદ્દેશ્ય વિશે માહિતી મેળવે.
3. સંસ્કૃત ભાષામાં મૂલ્યાંકન પ્રક્રિયા વિશે સમજે.
4. સંસ્કૃતભાષામાં સંશોધનકાર્ય વિશે માહિતી મેળવે.



SCHEME OF TEACHING AND ASSESSMENT:

Unit	Content	Instructional Hours		Weightage (100%)	Suggested Methodology	Teaching Aids	References
		Sub Units	Total Hours				
1	<p>प्रथमान्विति:- संस्कृतभाषाकौशल्यानां विकासः</p> <p>१.१ संस्कृतभाषायां पठनमहत्त्वं, तस्य प्रकाराः, लक्षणानि, पठने दोषाः, सुयोग्यपठनाय सुधारकार्याणि</p> <p>१.२ संस्कृतभाषाशिक्षणे लेखनकार्यं, सुन्दराक्षराणां महत्त्वं, लक्षणानि, दोषाः, सुधारकार्याणि</p> <p>१.३ अपरिचितशब्दानां शिक्षणाय प्रयुक्तयः</p> <p>१.४ संस्कृतभाषायाम् शुद्धोच्चारणस्य महत्त्वं, उच्चारणे दोषाः, उच्चारणदोषाणां कारणानि तेषामुपायाश्च</p> <p>१.५ संस्कृतभाषायां मौखिककार्यम्</p>	2	8	25%	Discussion, Seminar, Group discussion, Simulation	LCD Projector, Computer, OHP	Reference No : 1
		2		6%			
		2		6%			
		1		4%			
		2		4%			
		1		5%			
2	<p>द्वितीयान्विति:- संस्कृतभाषायाः शिक्षाशास्त्रीयं ज्ञानं शिक्षाशास्त्रीयोद्देश्यानि च</p> <p>२.१ संस्कृतभाषाशिक्षायाः सिद्धान्ताः</p> <p>२.२ संस्कृतभाषाशिक्षायाः सूत्राणि</p> <p>२.३ संस्कृतभाषाशिक्षायाः पद्धतयः अभिगमश्च संकल्पना, विशेषताः, मर्यादाश्च (स्वाध्यायपद्धतिः, मनोवैज्ञानिकी पद्धतिः, पाठशालापद्धतिः, भाण्डारकरपद्धतिः)</p> <p>२.४ शैक्षणिक-उपकरणानि, तेषां महत्त्वम् उपयोगश्च (निदर्शनं, Tap-recorder, Model and Computer)</p>	2	8	25%	Group Discussion, Book Reviews, Team teaching and Presentation	Handouts, LCD Projector, Computer,	Reference No : 1
		2		6%			
		2		6%			
		2		7%			
		2		6%			


3	तृतीयान्विति:- संस्कृतभाषायां मूल्याङ्कनप्रक्रिया		8	25%	Discussion, Project work, Simulation, Group Task, Team teaching	Handouts, LCD Projector, Computer	Reference No : 5
	3.1 आदर्शपाठ्यपुस्तकस्य आन्तरिकबाह्यानि लक्षणानि (ग्रन्थसमीक्षा- कक्षा ९, कक्षा १०)	2		6%			
	3.2 संस्कृतशिक्षणे मूल्याङ्कनप्रक्रिया- मूल्याङ्कनस्य संकल्पना, महत्त्वं, मूल्याङ्कनपद्धतयः (मौखिकं मूल्याङ्कनं, लिखितं मूल्याङ्कनं, क्रियात्मकं मूल्याङ्कनम्)	2		7%			
	3.3 आदर्शप्रश्नपत्रस्य आयोजनम् (त्रिपरिमाणदर्शकं कोष्टकं- Blueprint)	2		6%			
	अर्थः, महत्त्वं, सोपानानि तथा च ध्याने नेतव्या अंशाः						
	3.4 व्याकरणपाठायोजनस्य संकल्पना, सोपानानि, उद्देश्यानि पद्धतयश्च (आगमनपद्धतिः, निगमनपद्धतिः)	2		6%			
4	चतुर्थान्विति:- संस्कृतभाषाशिक्षणे संशोधनकार्यम्		8	25%	Discussion, Dramatization, Simulation, Group Task, Project work, Group Discussion, Book Reviews and Presentation	Handouts, LCD Projector, Computer, Scripts	Reference No : 6, 7
	4.1 क्रियात्मकसंशोधनस्य संकल्पना, महत्त्वम्, उपयोगिता, सोपानानि च	2		6%			
	4.2 संस्कृते क्रियात्मकसंशोधनकार्यम्	2		6%			
	4.3 संस्कृते निदानकार्यम् उपचारकार्यं च	2		7%			
	4.4 संस्कृतशिक्षणस्य समस्याः तासां समस्यानां समाधाने शिक्षकस्य भूमिका	2		6%			
TOTAL			32 HOURS	100%			

OBJECTIVE – WISE DISTRIBUTION OF WEIGHTAGE

Knowledge	Comprehension	Application	Analysis	Synthesis	Evaluation	Total
15	20	15	20	15	15	100

REFERENCES:

1. Akuwala C. K. Sanskrit Abhinav Adhyapan, Ahmedabad, Bharat Prakashan, 1956
2. Apte D. G., Teaching of Sanskrit, Bombay, Padma publication
3. Bokil, V. P. and Parasnis, N. K. A. New approach to teaching of Sanskrit, Poona, Lakshagraha press
4. Dr. Bhatt V. M. Sanskrit Vakya Samrachna, Saraswati pustak bhandar, Ahmedabad
5. Dr. Mohini Acharya, Sanskrit Vishay paddhati, Akshar Publication, Ahmedabad
6. Raval Natubhai ane anya, "Sanskrit nu Abhinav Adhyapan", Nirav prakashan, Ahmedabad
7. Vinubhai U Patel "Sanskrit Adarsh Adhyapan" Varishan Prakashan, Amdavad



COURSE FOR SEMESTER – II
PEDAGOGY OF SCHOOL SUBJECTS: GUJARATI (PS3/PS4)

Credits – 2

Marks : 50

Learning Outcomes:

તાલીમાર્થીઓ -

1. માતૃભાષાના સિધાંતો,બોલીઓ અને પદ્ધતિઓનું જ્ઞાન મેળવશે.
2. માતૃભાષાના એકમ પાઠ આયોજન અને વ્યાકરણ પાઠ આયોજનું જ્ઞાન મેળવશે.
3. માતૃભાષાના અધ્યાપન કૌશલ્યો કેળવશે.
4. માતૃભાષાના શિક્ષણનો વ્યવહારમાં ઉપયોગ કરી શકે.
5. ગુજરાતી ભાષાના શિક્ષક અને ભાષાની વિવિધ પ્રવૃત્તિઓની જાણકારી મેળવશે.



SCHEME OF TEACHING AND ASSESSMENT:

Unit	Content	Instructional Hours		Weight age (100%)	Suggested Methodology	Teaching Aids	References
		Sub Units	Total Hours				
1	ભાષાનાં આદર્શ પાઠ્યપુસ્તકની લાક્ષણિકતાઓ, ગુજરાતની વિવિધ બોલીઓ અને પદ્ધતિઓનું અધ્યયન: 1.1 આદર્શ પાઠ્યપુસ્તકની લાક્ષણિકતાઓ 1.2 ગુજરાતી ભાષાની બોલીઓ: ઉત્તર અને મધ્ય ગુજરાત 1.3 ભાષા શિક્ષણના સાધનો -ટેલીવીઝન,કમ્પ્યુટર 1.4 માતૃભાષાશિક્ષણની પદ્ધતિઓ: -નાટ્યકરણ પદ્ધતિ, સેમિનાર પદ્ધતિ	2 2 2 2	8	25%	કથન ચર્ચા-, જૂથચર્ચા , પરિસંવાદ ,	લેખન , P.P.T OHP	Reference Book No. 1
2	ગુજરાતી ભાષામાં એકમ પાઠ આયોજન અને વ્યાકરણ પાઠ આયોજન: 2.1 શૈક્ષણિક પાઠ આયોજન અને એકમ પાઠ આયોજન 2.2 વ્યાકરણ પાઠ આયોજન 2.3 વ્યાકરણ શિક્ષણના હેતુઓ 2.4 વ્યાકરણ શિક્ષણને રસિક બનાવવાના ઉપાયો	2 2 3 1	8	25%	જૂથચર્ચા કથનચર્ચા- વ્યાખ્યાન	સંદર્ભગ્રંથ , OHP P.P.T	Reference Book No. 5
3	માતૃભાષાનો શિક્ષક અને ભાષાની વિવિધ પ્રવૃત્તિઓ 3.1 માતૃભાષાનો શિક્ષક અને તેની સજ્જતા 3.2 માતૃભાષાનો અન્ય વિષયો સાથેનો અનુબંધ	2 2	8	25%	પેનલચર્ચા , આગમન નિગમન ,	P.P.T Computer, લેખન,	Reference Book No. 4

	3.3 ભાષાસાહિત્ય મંડળની પ્રવૃત્તિઓ	2		6	જૂથચર્ચા	સંદર્ભગ્રંથ	
	3.4 નવા શબ્દો શીખવવાની પ્રવૃત્તિઓ	2		6			
4	માતૃભાષાના કૌશલ્યો:		8	25%			Reference Book No. 5
	4.1 વાંચન કૌશલ્ય: અર્થ અને મહત્વ	2		6	સ્વાધ્યાય ,	P.P.T,	
	4.2 વાંચન કૌશલ્ય વિકસાવવા માટેની પ્રવૃત્તિઓ	2		7	કથન,	લેખન	
	4.3 લેખન કૌશલ્ય: અર્થ અને મહત્વ	2		6	નિરિક્ષિત	સંદર્ભગ્રંથ	
	4.4 લેખન કૌશલ્ય વિકસાવવા માટેની પ્રવૃત્તિઓ	2		6	કથનચર્ચા-		
TOTAL		32 HOURS		100%			

OBJECTIVE – WISE DISTRIBUTION OF WEIGHTAGE

Knowledge	Comprehension	Application	Analysis	Synthesis	Evaluation	Total
10	20	20	20	15	15	100

REFERENCES:

1. કોઠારી જયંત ,ભાષા પરિચય અને ગુજરાતી ભાષાનું સ્વરૂપ યુનિ.ગ્રંથ નિર્માણ બોર્ડ , અમદાવાદ.
2. દેવ ,શાસ્ત્રી જયેન્દ્ર ,ગુજરાતી અધ્યાપનનું પરિશીલન ,બી.એસ. શાહ પ્રકાશન ,અમદાવાદ .
3. પટેલ અશોક અને અન્ય ગુજરાતીનું આદર્શ અધ્યાપન ,વારિષેણ પ્રકાશન ,અમદાવાદ .
4. પટેલ મોતીભાઈ અને અન્ય ગુજરાતી વિષયનું અધ્યયન , બી.એસ. શાહ પ્રકાશન ,અમદાવાદ.
5. રાવલ નટુભાઈ અને અન્ય , ગુજરાતી અભિનવ અધ્યાપન પદ્ધતિ,નીરવ પ્રકાશન , અમદાવાદ.
6. વાઘેલા ઈશ્વરભાઈ અને અન્ય ,ગુજરાતી વિષય પદ્ધતિ,અક્ષર પ્રકાશન ,અમદાવાદ.
7. વ્યાસ યોગેન્દ્ર ગુજરાતી ભાષાનું વ્યાકરણ ,નવભારત સાહિત્ય મંદિર ,અમદાવાદ .

COURSE FOR SEMESTER - II

PEDAGOGY OF SCHOOL SUBJECT: TEACHING OF COMPUTER SCIENCE (PS3/PS4)

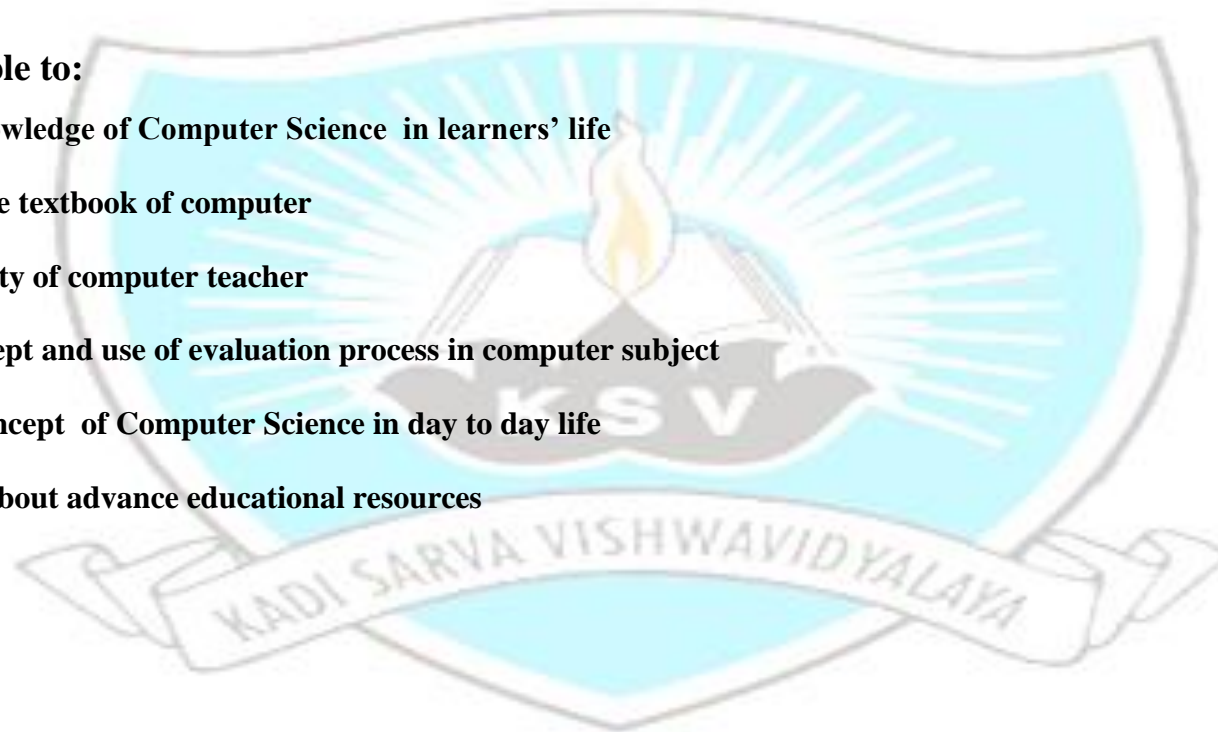
Credit : 2

Marks : 50

Learning Outcomes:

Teacher trainees will be able to:

- 1. Define and apply knowledge of Computer Science in learners' life**
- 2. Critically evaluate the textbook of computer**
- 3. Understand the quality of computer teacher**
- 4. Understand the concept and use of evaluation process in computer subject**
- 5. Apply the various concept of Computer Science in day to day life**
- 6. Develop knowledge about advance educational resources**



SCHEME OF TEACHING AND ASSESSMENT:

Unit	Content	Instructional Hours		Weight age (100%)	Suggested Methodology	Teaching Aids	References
		Sub Units	Total Hours				
1	<p>Unit-1 Computer Textbook, Computer Teacher and Applications of Computers</p> <p>1.1 Text Book of Computer Science</p> <p>1.1.1 Qualities of good text book for Computer subject at School Level</p> <p>1.1.2 Basic criteria for evaluation of computer science text book.</p> <p>1.2 Computer Teacher :</p> <p>1.2.1 Qualification</p> <p>1.2.2 Qualities</p> <p>1.3 Use of Computers in Schools in : Teaching Learning Process, Library, Evaluation Process, Maintaining and Analyzing Students Record, Communication</p>	3	8	25%	Lecture Cum Discussion,	Handouts PowerPoint presentation Computer LCD Projector	Satish, ICT in Teacher Education Dr. Y.K. Singh, Teaching of computer science
2	<p>Unit-2 Computer Laboratory and Computer Club:</p> <p>2.1 Computer Laboratory:</p> <p>2.1.1 Layout of laboratory</p> <p>2.1.2 Hardware and Software required for Computer Laboratory</p> <p>2.1.3 Points to be kept in mind for arranging practical activities</p> <p>2.2 Computer Club :</p> <p>2.2.1 Meaning</p> <p>2.2.2 Objectives</p> <p>2.2.3 Activities</p> <p>2.3 Media : Meaning and Its Types – Personalized and Mass Media</p>	4	8	25%	Lecture Demonstration	PowerPoint presentation Computer	Dr. Y.K. Singh, Teaching of computer science Shukla Satish , Information Technology in Education

3	Advance Educational Resources : 3.1 Virtual Classroom : Meaning, Advantages, Limitations 3.2 Video Conferencing and Audio Conferencing, Social Networking Sites, E-mail, Blogs, Newsgroups 3.3 Use of Mobile Phones in Education	3 4 1	8	25% 10% 12% 3%	Lecture Demonstrations Discussion	PowerPoint presentation Computers Internet	Patel Ashok., “Information Technology in Education” Dave Saket., “Shikshanma Information Technology”
4	Evaluation in teaching of Computer Science 4.1 Evaluation : 4.1.1 Concept and Importance 4.1.2 Types of evaluation 4.2 Blue Print and Ideal Question Paper 4.3 Online Examination 4.3.1 Meaning, Process 4.3.2 Advantages, Limitations 4.3.3 Ethics required for teachers and Examinees in Online Examinations	3 3 2	8	25% 9% 10% 6%	Demonstrations Lecture	Computer PowerPoint presentation	Dr. Y.K. Singh, Teaching of computer science
TOTAL		32 HOURS		100%			

OBJECTIVE – WISE DISTRIBUTION OF WEIGHTAGE

Knowledge	Comprehension	Application	Analysis	Synthesis	Evaluation	Total
15	20	20	15	15	15	100

REFERENCES:

- 1) Shukla Satish (2009), *Information Technology in Education*, Ahmedabad, Varishen Prakashan, 2003.
- 2) Shukla Satish (2011), *ICT in Teacher Education*, Agra : Agrawal Publications.
- 3) Patel Ashok. (2004), “Information Technology in Education”, Nirav Prakashan, Ahmedabad.
- 4) Dave Saket. (2003), “Shikshanma Information Technology”, Anada Book Dipo, Ahmedabad.
- 5) Dr. Y.K. Singh(2004), “ Teaching of computer science”, A.P.H. Publication Corporation, New Delhi
- 6) Raja Raman V. (1986), *Fundamentals of Computers*, Delhi, PHI Publications.
- 7) Shukla Satish (2009), *Information Technology in Education*, Ahmedabad, Varishen Prakashan, 2003.
- 8) Shukla Satish (2009), *Basics of Information Technology for Teacher Trainees*, Ahmedabad : Varishen Prakashan, 2005.
- 9) Sinha, (1997) *Computer Fundamentals*, New Delhi : BPB Publication.
- 10) Rajaraman, “Fundamentals of Computer”, Prantice-Hall of India Pvt. Ltd, New Delhi.

Websites:

<http://www.computerhope.com>

<http://www.computerhelpatoz.com>

<http://www.microsoft.com>



COURSE FOR SEMESTER – II

DRAMA AND ART IN EDUCATION (EPC2A)

Credits – 2

Marks : 50

Learning Outcomes :

Teacher Trainees will be able to :

1. નાટક અને કલાના વિવિધ પ્રકારો તેમજ તેના મહત્વ વિશે જાણી શકે.
2. સંપૂર્ણ વ્યક્તિત્વનો વિકાસ કરી શકે.
3. કલાઓના વિવિધ પ્રકારોના અનુભવ અને મુક્ત અભિવ્યક્તિ દ્વારા પ્રશિક્ષણાર્થીઓમાં કળા અને સૌન્દર્ય વિષયક સંવેદનાઓની અનુભૂતિ કરી શકે.
4. પ્રશિક્ષણાર્થીઓના સર્વતોમુખી વિકાસમાં નાટક અને કલાઓનો ફાળો સમજી શકે.
5. વિવિધ કલાઓના સમન્વય દ્વારા કૌશલ્યોમાં વૃદ્ધિ કરી શકે.
6. કલા સંદર્ભના વ્યાવસાયિક અભ્યાસક્રમો માટે તૈયાર થઈ શકે.
7. વિવિધ કલાકારો અને કસબીઓના કાર્યને ઓળખી શકે.
8. પ્રાદેશિક સંસ્કૃતિ અને કલાના વિકાસ સંબંધિત જાગૃતિ કેળવી શકે.
9. ભારતના સંમૃદ્ધ સાંસ્કૃતિક વારસા પ્રત્યેની જાગૃતિ કેળવી શકે.

SCHEME OF TEACHING AND ASSESSMENT:

Unit	Content	Instructional Hours		Weightage (100%)	Suggested Methodology	Teaching - Learning resources	References
		Sub Units	Total Hours				
1	શિક્ષણમાં નાટક અને કલાનો પરિચય		9.0	30 %			
	1.1.શિક્ષણમાં કલાઓ: -સંકલ્પના, અર્થ, મહત્વ -વિવિધ પ્રકારો અને સ્વરૂપ સંસ્કૃત વાંગ્મય અનુસાર: વાસ્તુકલા(સ્થાપત્યકલા), ચિત્રકલા, મૂર્તિકલા(શિલ્પકલા),સાહિત્યકલા અને સંગીતકલા(ગાયન, વાદન અને નૃત્ય)	5.0		6%	Lecture Cum Discussion,	Handouts, Chart	Reference Book No. 3, 4
	1.2ભારતમાં કલાકારો અને કસબીઓનો કલા સંદર્ભે ફાળો -જાણીતા કલાકારોના જીવનચરિત્રો	2.0		12%	Assignment	Photogrops PPt	Reference Book No. 7 11, 12
	1.3સંગીત- I. ગાયન- (લતા મંગેશકર, મહમ્મદ રફી), II.વાદન- (જાકીર હુસેન-તબલા, હરિપ્રસાદ ચૌરસિયા-વાંસળી,)અને III.નૃત્ય- (બીરજુ મહારાજ, રુકમણીદેવી)	1.0		6%		Pictures	
	B- નાટક-(કાલિદાસ, જયશંકર સુંદરી)	1.0		3%	LCD Presentation	LCD Presentation	Reference Book No. 10

	C- ચિત્રકલા(નંદલાલ બોઝ, રવિશંકર રાવલ)			3%			Reference Book No. 3, 4
2	શિક્ષણમાં રંગમંચ અને સાંસ્કૃતિક ઉત્સવો: 2.1 સામાજિક જાગૃતિના સંદર્ભમાં શેરી-નાટકો અને ચલચિત્રો: સંકલ્પના અને સામાજિક અસરની દૃષ્ટિએ શેરી નાટકોનું મહત્વ 2.2 ભારતમાં સાંસ્કૃતિક તહેવારો • સાંસ્કૃતિક તહેવારોની સંકલ્પના અને તેનું મહત્વ • ગુજરાતની પ્રાદેશિક સંસ્કૃતિનો પરિચય તથા મહત્વ	3.0 4.0	7.0	20 % 8.0 12%	Lecture Cum Discussion, Assignment, LCD Presentation	Handouts, Chart Art Clips Photographs PPP Pictures LCD Presentation	Reference Book No. 1 Reference Book No. 8,9
3	પ્રાયોગિક કાર્ય: દૃષ્યકલાઓ અને હુન્નારકલાઓ (નીચેના જુદા-જુદા વિભાગોમાંથી ગમેતે બે) 3.1 કલાઓના વિવિધ પ્રકારોની રચના અને રજૂઆત -ચિત્રકલા, બ્લોક પેઇન્ટિંગ, ગ્લાસ પેઇન્ટિંગ, કોલાજ, કલેમોડેલિંગ, પોસ્ટર, રંગોલી, પેપર-કટિંગ, ફોલ્ડિંગ વગેરે 3.2 પ્રાદેશિક કલામાં સહભાગીદારી અને કામગીરી - લોકનૃત્ય, ભવાઈ, લોકગીત, ભજન, દુહા-છંદ -કઠપૂતળી બનાવવી (માસ્ક પપેટ, ફિંગર	3.5 3.5 3.0	16.0	50 % 10% 10%	Guidance	Various arts institutions Library Internet	Reference Book No. 6 Reference Book No. 1, 2

	પપેટ) 3.3 દૃષ્ટકલાઓ અને ફાઈનઆર્ટ સંબંધિત પ્રદર્શનની મુલાકાત લઈ યોગ્યમાળખાનુસાર રીપોર્ટ તૈયાર કરવો			10%	Assignment		
	3.4 શિક્ષણમાં પ્રાયોગિક કાર્ય: (ગમેતે બે) - ધોરણ-6 થી 8 ના કોઈ પણ ગદ્ય પદ્ય, પ્રકરણનું સંવાદીકરણ - ધોરણ-6 થી 8 ના કોઈ પણ ગદ્ય પદ્ય, પ્રકરણના પાત્રોનું નાટ્ય રૂપાંતરણ - ધોરણ-6 થી 8 ના કોઈ પણ એકમને ચિત્રવાર્તા સ્વરૂપે રજૂઆત	3.0		10%	Lecture Cum Discussion	Meeting with Expert	
	3.5 શિક્ષણમાં લેખન તથા અભિનય કાર્ય: - ધોરણ-6 થી 8 ના કોઈ પણ ગદ્ય પદ્ય કૃતિને અભિનય સહિત પ્રસ્તુત કરે. - કોઈ પણ એક સામાજિક સમસ્યા વિષયક નાટક ભજવશે અથવા આવી સમસ્યાઓ સંબંધિત ગમે તે બે નાટકની સ્ક્રીપ્ટ તૈયાર કરશે.	3.0		10%	Assignment,		
TOTAL		32 HOURS		100%			

OBJECTIVE – WISE DISTRIBUTION OF WEIGHTAGE

Knowledge	Comprehension	Application	Analysis	Synthesis	Evaluation	Total
10	20	25	15	15	15	100

REFERENCES:

1. Belford and Michael (2012), The role of arts education in Enhancing School attractiveness.
2. Caroline and Joanna(2000). The Arts Creativity and Cultural Education London: Qualification and Curriculum Authority.
3. Devi Prasad, Art: The Basic of Education, National Book Trust.
4. Devi Prasad, Shiksha ka Vahan: Kala National Book Trust Contractor & Creative Drama and Puppetry in Education. A Perspective National Book Trust.
5. Davis, J. H. (2008), why our schools need the arts, New York: Teachers College Press.
6. Renu (2011). Art education for the Development of the whole child. Kingston: Queens Uni.
7. રજની વ્યાસ(1998) 'ગુજરાતની અસ્મિતા', ગુર્જર પ્રકાશન, અમદાવાદ-01
8. ધરમશી શાહ(2007) 'નર્તન-દર્શન', શુભમ ગ્રાફિક્સ, ભાવનગર-02
9. જયદેવ વાસુદેવ ભોજક(2009) 'ગુજરાતમાં સુગમસંગીતની ઉત્ક્રાંતિ' સ્મૃતિ ઓફસેટ,સોનગઢ
10. પ્રકાશ જે. શાહ, 'હથેળીના હુન્નરો' નવભારત પ્રકાશન મંદિર, અમદાવાદ
11. સ્નેહલ & વિશાલ ઠાકર(જૂન-2004) 'સંગીત સૌરભ' મુદ્રક- જયશ્રી પ્રિન્ટરી, પેટલાદ-40
12. અધ્યક્ષ-ચિનુ મોદી, અસાઈત સાહિત્ય સભા, મહેસાણા, 'કળા વિમર્શ' નિખાલસ પ્રકાશન, મહેસાણા

COURSE FOR SEMESTER – II

COMMUNICATION TECHNOLOGY AND MULTIMEDIA IN EDUCATION (EPC2B)

Credits – 2

Marks: 50

Learning Outcomes:

Teacher Trainees will be able to:

1. Acquire understanding about potentiality of communication technology.
2. Recognize the importance of various communication technologies.
3. Interpret the potentialities of internet, World Wide Web in the field of education.
4. Analyze the differences among the functioning of various types of networks.
5. Develop knowledge about multimedia and its tools.
6. Develop hands on experience of using internet and World Wide Web.
7. Develop skills in using search engines.
8. Appraise the uses of ms- excel and ms- publisher application for a school teacher.
9. Assess the advantages and disadvantages of internet.
10. Assess the advantages of multimedia for a school teacher.



SCHEME OF TEACHING AND ASSESSMENT:

Unit	Content	Instructional Hours		Weight age (100%)	Suggested Methodology	Teaching/ Learning Recourses	References
		Sub Units	Total Hours				
1	Unit-1 Communication, Web and Internet 1.1 Communication: Concept, Need, Types and Barriers 1.2 Types of Network 1.3 World Wide Web 1.4 Web Based Video Conferencing, Web Based Audio Conferencing	2 2 2 2	8	25%	Lecture Cum Discussion, Presentation.	Handouts, PowerPoint presentation, Computers, LCD Projector.	Reference Book No. 9, 10
2	Unit-2 Multimedia: 2.1 Concept of Multimedia 2.2 Tools of Multimedia 2.3 Uses of Multimedia in education	2 3 3	8	25%	Lecture , Group Discussion, Assignment, Presentation.	Handouts, PowerPoint presentation, Computers, LCD Projector, Reference Books.	Reference Book No. 5, 8
3	Unit-3 Practical : Microsoft Excel 3.1 Preparation of attendance sheet of the students 3.2 Preparation of mark sheet with percentage result (Pass, Fail, First, Second, Distinction etc., rank and chart of result, and conditional formatting. 3.3 Preparation of pay roll (D.A., HRA, GPF, Total Pay, Net pay etc) 3.4 Use of sort and filter options to arrange data according to given criteria 3.5 (e) Preparation of time table for school or college	2 2 2 1 1	8	25%	Demonstrations Group Task, Project.	PowerPoint presentation, Computers, LCD Projector. Reference Books	Reference Book No. 2, 6

4	Unit-4 Practical : Publisher		8	25%	Demonstrations Group Task, Project.	Computers, LCD Projector	Reference Book No. 12
	4.1 Invitation cards	2					
	4.2 Banners	2					
	4.3 Broucher	2					
	4.4 Certificates	2					
TOTAL		32 HOURS		100%			

OBJECTIVE – WISE DISTRIBUTION OF WEIGHTAGE

Knowledge	Comprehension	Application	Analysis	Synthesis	Evaluation	Total
17	8	35	8	15	17	100

REFERENCES:

1. Bartee Thomas C. (1983), “*Digital Computer Fundamentals*”, MC.Graw-Hill international book.
2. Dave Saket. (2003), “*Shikshanma Information Technology*”, Ahmedabad :Anada Book Dipo.
3. Denis Kim, Sen and Morin (2000), “*Information Technology – The breaking waves*”, New Delhi:Tata MC Graw Hill Publishing Company Limited.
4. Madaan, Gupta and Arya, “*The Illustrated Computer Dictionary*”, New Delhi: Dreamland Publication.
5. N.Sareen, “*Information and Communication Technology*”, Ahmedabad: Anmol Publication.
6. Patel Ashok. (2004), “*Information Technology in Education*”, Ahmedabad: Nirav Prakashan.
7. Raja Raman V. (1986), “*Fundamentals of Computers*”, Delhi: PHI Publications.
8. Rajaraman, “*Fundamentals of Computer*”, New Delhi: Prantice-Hall of India Pvt. Ltd.
9. Shukla Satish (2009), “*Basics of Information Technology for Teacher Trainees*”, Ahmedabad : Varishen Prakashan.
10. Shukla Satish (2009), “*Information Technology in Education*”, Ahmedabad: Varishen Prakashan.
11. Shukla Satish (2011), “*ICT in Teacher Education*”, Agra : Agrawal Publications.

12. Shukla Satishprakash. (2006), “*Information Technology in Education*”, Ahmedabad: Varishen Prakashan.
13. Sinha, (1997),” *Computer Fundamentals*”, New Delhi: BPB Publication.
14. Spenser, Donald D. (1993), “*The Illustrated Computer Dictionary*”, New Delhi: Universal Book Stall.
15. Tenenbaum, Andrew S. (1995), “*Computer Networks*”, New Delhi: Prantice-Hall of India Pvt. Ltd.

WEBSITES:

<http://www.computerhope.com>

<http://www.computerhelpatoz.com>

<http://www.microsoft.com>



COURSE FOR SEMESTER – II

GUIDANCE AND COUNSELING (CBCS2A)

Credits – 2

Marks: 50

Learning Outcome:

Teacher trainees will be able to:

1. Understand the basic concept, nature and objectives of guidance
2. Understand the concept, nature and objectives of guidance
3. Know about the need of guidance & counseling
4. Get an idea about the guidance personnel
5. Understand the concept and objective of group guidance
6. Develop understanding about the various types of guidance
7. Understand the various types of counseling
8. Get an idea about the essential guidance services at school level
9. know about the tools and techniques of guidance



SCHEME OF TEACHING AND ASSESMENT:

Unit	Content	Instructional Hours		Weightage (100%)	Suggested Methodology	Teaching Aids	References
		Sub Units	Total Hours				
1.	Unit I.- Introduction to Guidance 1.1 Concept, aims, objective, characteristics, principles, importance, function of Guidance 1.2 Concept, aims, objective, characteristics, principles, importance, function of counseling	4 4	8	25%	Lecture cum Discussion, Assignment Group Discussion	Handout PPT OHP	Reference Book No.1
2.	Unit- 2 - Group Guidance 2.1 Group Guidance - Concept of Group Guidance - Objectives of Group Guidance - Techniques of Group Guidance - Difficulties in planning of group guidance 2.2 Role of a Teacher in Guidance 2.3 The School Guidance Services	4 2 2	8	25%	Lecture cum Discussion, Assignment Group Discussion Field Work	Chart PPT Handout, OHP	Reference Book No.4
3.	Unit – 3 - Types of Guidance 3.1 Guidance Personnel: Principal, Teacher, Librarian, Medical Staff, Office Staff 3.2 Useful Tools and Techniques for Guidance (Tool : Formative Evaluation, Rating Scale, Psychological Test, Interest Inventory)	4 4	8	25%	Lecture cum Discussion, Assignment Group Discussion Seminar Activity Based	Handout, PPT PPT PPT, OHP Handout	Reference Book No.5,6,9
4.	Unit – 4 - Counseling approach and occupational information 4.1 Counseling approach: - Directive Approach - Non Directive Approach	4	8	25%	Lecture cum Discussion, Assignment Group	PPT, OHP Handout	Reference Book No.5,6

	- Elective Approach 4.2 Occupational Information - Collection and classification of occupational information - Techniques of disseminating occupational information	4			Discussion Seminar	Chart, PPT	
TOTAL		32 Hours		100%			

OBJECTIVE – WISE DISTRIBUTION OF WEIGHTAGE

Knowledge	Comprehension	Application	Analysis	Synthesis	Evaluation	Total
10	20	25	15	15	15	100

REFERENCES:

1. Bhatt G.P. and S.J. Bhavsar. “ShaikshanikAneVaigyanikMargdarshan”, GangajalPrakashan, Aliyabad, Jamnagar.
2. Chaturvedi Ramesh (2007), Guidance and Counseling skills, Cresnet Publishing Corporation, New Delhi.
3. Kochher S.K., Educational and Vocational Guidance in Secondary Schools, Sterling Publisher Pvt. Ltd.New Delhi.
4. Mohini Acharya, “Margdharan and Salah”, Akhar Publication, Ahmedabad.
5. Mulshankar Joshi, Guidance &Counselling,Varishan Publication, Ahmedabad.
6. Mulshankar L. Joshi, Guidance and Counseling, Nirav Publication, Ahmedabad
7. Presricha, Guidance and Counselling in Indian Education, New Delhi, NCERT, 1976.
8. QurashiHasnain (2004), Educational Guidance, Anmol Publication Pvt. Ltd. New Delhi.
9. Shri Natubhai V. Raval, Career Information in Career Guidance, Nirav Publication, Ahmedabad.
10. Shrivastava K.K. (2007), Principles of Guidance and Counseling, Kanishka publishers, New Delhi.

COURSE FOR SEMESTER – II

Vocational Education (CBCS2B)


Credits -2

Marks -50

Learning Outcomes:

Teacher Trainees will be able to:

1. Know the meaning and concept of vocation education
2. Know the objectives and goal of vocational education
3. Understand the professional Approach
4. Understand the personality measuring implement
5. Know the program and institution of vocation education
6. Set up vocational services for the school
7. Administer, score and interpret test



SCHEME OF TEACHING AND ASSESSMENT:

Unit	Content	Instructional Hours		Weightage (100%)	Suggested methodology	Teaching aids	References
		Sub Units	Total Hours				
1	Unit – 1 Role of Vocational Education 1.1 Meaning , concepts 1.2 Aims and objectives 1.3 Need and Principles 1.4 Professional Approach 1.5 Current trends and problems 1.6 Job satisfaction	1 1 2 1 1 2	8	25%	Discussion Simulation Group task	Handouts, LCD Projector, Computer	Reference. Book No. 7
2	Unit-2 Personality measuring implement 2.1 Sociogram 2.2 Work Experience 2.3 Career week 2.4 Career conference 2.5 Questionnaire 2.6 Observation 2.7 Rating scale	1 1 1 1 1 1 1	8	25%	Assignment, Discussion, Group task	PPTs, Hand outs, Computer	Reference. Book No. – 4
3	Unit – 3 Role of various persons 3.1 Introduction 3.2 Role of teacher 3.3 Role of Principal 3.4 Role of Institutional management 3.5 Role of advisor	1 2 2 2 1	8	25%	Discussion, Simulation, Presentation	Handouts, PPTs, Computer	Reference. Book No. – 14
4	Unit – 4 Vocational service in schools 4.1 Role of School 4.2 Primary level 4.3 Secondary level 4.4 high secondary level 4.5 Problems in organization of vocational guidance program	1 1 2 2 2	8	25%	Project work, Group discussion, Presentation	Transparencies Handouts , PPTs Group discussion	Reference Book No.11
TOTAL		32 HOURS		100%			

OBJECTIVE-WISE DISTRIBUTION OF WEIGHTAGE

Knowledge	Comprehension	Application	Analysis	Synthesis	Evaluation	Total
15	20	20	15	15	15	100

REFERENCES :

1. Bhatt G.P. and S.J. Bhavsar. “ShaikshaniKaneVaigyanikMargdarshan”, GangajalPrakashan, Aliyabad, Jamnagar.
2. Chaturvedi Ramesh (2007), Guidance and Counseling skills, Crescent Publishing Corporation, New Delhi.
3. Kochher S.K., Educational and Vocational Guidance in Secondary Schools, Sterling Publisher Pvt. Ltd.New Delhi.
4. Mohini Acharya, “Margdharan and Salah”, Akhar Publication, Ahmedabad.
5. Mulshankar Joshi, Guidance & Counselling, Varishan Publication, Ahmedabad.
6. Mulshankar L. Joshi, Guidance and Counseling, Nirav Publication, Ahmedabad
7. Oosterhof,A.(1994). Classroom Application of Educational management(second Edition New York : Marcmillan college publishing company Inc
8. Payne, D.A.(2003). Applied Educational assement. Australia: Wadsworth: Thomson Learning
9. Presricha, Guidance and Counselling in Indian Education, New Delhi, NCERT, 1976.
10. QurashiHasnain (2004), Educational Guidance, Anmol Publication Pvt. Ltd. New Delhi.
11. Shri Natubhai V. Raval, Career Information in Career Guidance, Nirav Publication, Ahmedabad.
12. Shefered(2000) The role of assessment in learning culture: educational researcher
13. Shrivastava K.K. (2007), Principles of Guidance and Counseling, Kanishka publishers, New Delhi.
14. Vedprakash, et.al.(2000) : Garding in school, NCERT, Published at the publication Division by the secretary,NCERT, sri AurbindoMarg,New Delhi

STRAY LESSONS (P7)

Credit-2

Marks-50

(10 Lessons)

Each Lesson carries 10 marks

Sr. No	Criteria for Assessment	Marks (out of 10)
1.	Appropriate use of Skills	2
2.	Content Mastery and Presentation	2
3.	Blackboard Work / Teaching Aid	2
4.	Class Management and Personality of Teacher	2
5.	Evaluation	2
	Total	10

Note : 100 Marks(10 lessons X 10 Marks for each lesson)would be converted in to 50 marks

PSYCHOLOGICAL TESTING (P8)

Credit-1

Marks-25

S.No.	Criteria for Assessment	Marks (out of 25)
1.	Preparation for Implementation of Psychological Test	10
2.	Preparation of report	10
3.	Viva voce	5
	Total	25

BLUE PRINT – SUBJECT 1 & 2 (P9 & P10)

Credit-1

Marks-25

S.No	Criteria for Assessment	Marks (out of 50)
1	Content Distribution	05
2	Choice of Question type (MCQ, SA, Descriptive etc)	05
3	Questions selected based on K, U, A and S	05
4	Weightage of the questions	05
5	Time Allotment	05
	Total	25

BLOCK TEACHING (P11)

Credit-2

Marks-100

(10 lessons)

Each Lesson Caries 10 Marks

Sr. No	Criteria for Assessment	Marks (out of 5)
1.	Appropriate use of Skills	2
2.	Content Mastery and Presentation	2
3.	Blackboard work / Teaching aid	2
4.	Class management and Personality of Teacher	2
5.	Evaluation	2
	Total	10

Note : 100 Marks(10 lessons X 10 Marks for each lesson)would be converted in to 50 marks

BOOK REVIEW (P12)

Credit-1

Marks-25

S. No	Criteria for Assessment	Marks (out of 25)
1.	Selection of the Book	05
2.	Theme	05
3.	Style of writing	05
4.	Summary	05
5.	Overall presentation	05
	Total	25

ENGLISH SPEAKING AND PERSONALITY DEVELOPMENT-2 (P13)

Credit-1

Marks-25

Sr. No.	Criteria for Assessment	Marks (Out of 25 M)
1.	Fluency and Lexical Resource	05
2.	Grammatical Range and Accuracy	05
3	Presentation Skill	05
4	Group Discussion	05
5	Group Task	05
Total		25

COMPETENCIES TO BE DEVELOPED AT THE END OF SEMESTER-II THEORY PAPERS

PERSPECTIVES IN EDUCATION (CORE PAPER)

1. LEARNING AND TEACHING (CC3)

1. Competencies Developed Through this Course :

Tasks :

- a. Apply the theories and principles of learning in their practical teaching practice.
- b. Design and implement motivational strategies for their students.
- c. Prepare their lesson plans keeping in mind the skills and maxims of teaching.
- d. Manipulate the role of factor affecting the teaching process.
- e. Analyze any one teacher's classroom interaction.
- f. Develop various teaching strategies using various methods, techniques, approaches and styles of teaching for effective teaching.
- g. To do brain storming on any one problem.
- h. To apply achievement motivation test.
- i. To organize a seminar on any one subject.
- j. To develop and apply lesson plans on the basis of different model of teaching.

- k. To develop and use ICT based teaching-learning material.
- l. Identify the teaching styles of teachers whose lesson plans they observe.
- m. Identify the learning styles of the students.
- n. To collect the opinions of students regarding E-learning.
- o. To visit different schools and prepare a report on teaching procedures of schools with photographs

2. KNOWLEDGE AND CURRICULUM (CC4)

1. DEVELOP/REVISE CURRICULUM

Tasks:

- a. Participate in curriculum development committee
- b. Analyze the existing curriculum
- c. Prepare draft syllabus
- d. Design curriculum document
- e. Conduct need analysis

2. INCULCATE LEARNING SKILLS IN STUDENTS

Tasks:

- a. Develop students study habits
- b. Develop students reading skills
- c. Promote students critical thinking
- d. Acquire more knowledge from different sources
- e. Train the students in note taking



3. EVALUATE INSTITUTION & PROGRAM

Tasks:

- a. Prepare evaluation report for stakeholders
- b. Cooperate with external evaluation agency
- c. Analyze institutional and program evaluations
- d. Obtain and analyze feedback from stakeholders about the program
- e. Implement the changes in the institution



CURRICULUM AND PEDAGOGIC STUDY

1. TEACHING TECHNIQUES AND ASSESSMENT FOR LEARNING (CP3)

1. DELIVER INSTRUCTIONS

Tasks:

- a. Use various techniques
- b. Suggest tools and techniques for assessment
- c. Use tools for assessment

2. UTILIZE INSTRUCTIONAL RESOURCES


Tasks :

- a. Prepares tools for assessment
- b. Prepares presentations
- c. Prepares overhead transparencies
- d. Apply innovative trends in assessment

3. USE LEARNER CENTERED DELIVERY METHODS

Tasks:

- a. Conducts group discussion
- b. Guides project work
- c. Uses team teaching techniques
- d. Employs simulating/game techniques
- e. Uses problem solving techniques



PEDAGOGY OF SCHOOL SUBJECT

1. ACCOUNTANCY (PS3/PS4)

1 APPRECIATE THE HISTORICAL KNOWLEDGE ABOUT SUBJECT OF ACCOUNTANCY

Tasks :

- a. Analyzes the unit comprehensively for thorough understanding of history of teaching of "Desi nama" method.
- b. Summarizes goals of Elements of Accountancy at higher secondary
- c. Development of positive attitude of the teaching of Accountancy subject.
- d. Appreciate the training and professional development of the teacher of accountancy.

2 COMPREHEND THE PEDAGOGY OF TEACHING OF ACCOUNTANCY.

Tasks:

- a. Practice the practical examples of Accountancy
- b. Builds the habit of reading useful reference material
- c. Gives the bridge lessons in the class.
- d. Prepares teachers hand book.
- e. Compares the micro-teaching and lesson plan.
- f. Evolve the accountancy club.

2 ANALYSE AND COMPREHEND PRACTICAL APPLICATION OF THE SUBJECT IN THE SOCIAL CONTEXT

Tasks:

- a. Organize Industrial visit.
- b. Analyze the tools used in evaluating the accountancy education.
- c. Prepare the blue print and ideal question paper.
- d. Appreciate the remedial and diagnostics testing

2. COMMERCE (PS3/PS4)

1. APPRECIATE THE HISTORY AND SCOPE OF TEACHING OF COMMERCE

Tasks :

- a. Analyze the unit comprehensively for thorough understanding of history and scope of teaching of Commerce.
- b. Summarize basic construction of aims of teaching commerce.
- c. Narrate the importance of teaching of Commerce.
- d. Write the aims and Objectives of teaching of Commerce
- e. Identify the objectives of teaching of Commerce.

2. COMPREHEND THE PEDAGOGY OF TEACHING OF COMMERCE

Tasks:

- a. Practice the micro teaching skills
- b. Build the mastery over the skills
- c. Give the bridge lessons in the class.

- d. Prepare the lesson plan.
- e. Compare the micro-teaching and lesson plan.
- f. Apply the problem solving method
- g. Use the Illustration technique in the class room.

3. ANALYSE AND COMPREHEND THE BASIC CONCEPT OF COMMERCE

Tasks:

- a. Analyze the banking transactions.
- b. Apply the E Commerce in the business transactions.
- c. Outsource the business transactions.

3. SCIENCE AND TECHNOLOGY (PS3/PS4)

1. DELIVER INSTRUCTIONS


Tasks:

- 1. Use various techniques
- 2. Suggest student projects
- 3. Use presentation skills
- 4. Develop communication skills

2. UTILIZE INSTRUCTIONAL RESOURCES

Tasks:

- 1. Prepare models
- 2. Prepare charts



3. Prepare overhead transparencies
4. Prepare handouts
5. Evaluate instructional materials

3. USE LEARNER CENTERED DELIVERY METHODS

Tasks:

1. Conduct group discussion
2. Guide project work
3. Use team teaching techniques
4. Employ simulating/game techniques
5. Use problem solving techniques

4. MATHEMATICS (PS3/PS4)

1. UTILIZE INSTRUCTIONAL RESOURCES

Tasks :

- a. Prepare models
- b. Prepare charts
- c. Prepare overhead transparencies
- d. Prepare handouts
- e. Evaluate instructional materials



2. USE LEARNER CENTERED DELIVERY METHODS

Tasks:

- a. Conduct group discussion
- b. Guide project work
- c. Use team teaching techniques
- d. Employ simulating/game techniques
- e. Use problem solving techniques
- f. Use quizzes

3. EVALUATE STUDENTS PERFORMANCE

Tasks:

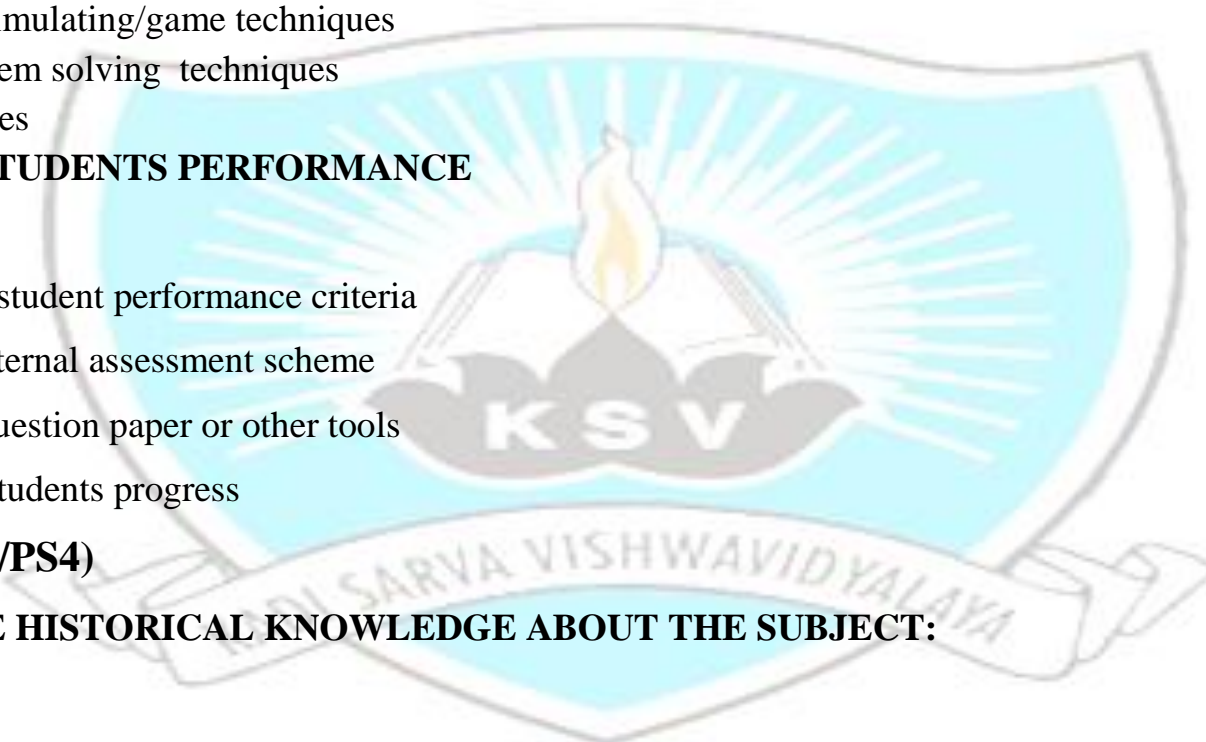
- a. Establish student performance criteria
- b. Design internal assessment scheme
- c. Prepare question paper or other tools
- d. Monitor students progress

5. ECONOMICS (PS3/PS4)

1. APPRECIATE HISTORICAL KNOWLEDGE ABOUT THE SUBJECT:

Tasks:

- a. Analyze the social, intellectual, cultural and economical values of teaching of economics from the historical perspective.
- b. Narrate place of Economics in school as a subject and its importance in day to day life.
- c. Examine the Teaching Techniques of Economics
- d. Identify the objectives of teaching of Economics



2. COMPREHEND THE DISCIPLINARY KNOWLEDGE & BASIC CONCEPT OF ECONOMICS:

Tasks:

- a. Economic growth and development
- b. Population in India, Urbanization, Industries in India unemployment in India etc.

3. ANALYSE AND COMPREHEND THE APPLICATION OF THEORIES IN RELATION TO SUBJECT IN ITS SOCIAL CONTEXT

Tasks:

- a. To collect the information of Indian and western Economists.
- b. To collect the information of economists who are Nobel Laureates.
- c. Critical evaluation of textbook of Economics of standard XII.
- d. Survey of any one economical problem and presenting its report.
- e. Study of the problems faced by the students to learn the subject of Economics.

6. ENGLISH (PS3/PS4)

1. REFLECT AND EVALUATE THE DEVELOPMENT OF ENGLISH LANGUAGE IN INDIA AND GUJARAT

Tasks:

1. Reading related texts
2. Organize discussion on development of English language
3. Participate in the expert lectures
4. Prepare notes
5. Develop an article on development of English language

2. IDENTIFY THE AIMS AND DEVELOP PEDAGOGICAL APPROACHES OF TEACHING ENGLISH

Tasks:

1. Organize discussion on needs of teaching English
2. List out the aims of teaching English
3. Study the research papers on pedagogical approaches
4. Select the appropriate pedagogical approach for teaching English
5. Implement/ Execute different pedagogical approaches in teaching English
6. Review the effectiveness of pedagogical approaches in teaching English

3. USE ENGLISH LANGUAGE CREATIVELY

Tasks:

1. Brain storming and jotting down the key points
2. Develop the text
3. Get the feedback from experts/subject teachers
4. Prepare the script and make a presentation
5. Critically evaluate the English Textbook

7. SOCIAL SCIENCE (PS3/PS4)

▪ IDENTIFYING THE RELEVANCE & CHALLENGES OF TEACHING SOCIAL SCIENCE

Tasks:

- a. Organize a discussion on need of teaching social science

- b. Listing out the various challenges of teaching of social science
- c. Conduct a survey about the difficulties faced by the social science teachers in schools
- d. Critically evaluate social science text book and describe about good qualities of social science text book
- e. Elaborate the relevance of content & context of social science text book

2. PRACTICE & EVALUATE THE EFFECTIVENESS OF PEDAGOGICAL APPROACH IN TEACHING SOCIAL SCIENCE

Tasks:

- a. Prepare and execute a plan of teaching social science in the class room
- b. Demonstrate methods of teaching of social science in the classroom
- c. Evaluate the learning acquisition of students in social science subject through a test
- d. Make a list of corrective measure to be taken to improve teaching in classroom
- e. Imbibe the corrective measures for better teaching of social science

3. APPLY THE KNOWLEDGE & THEORIES OF SOCIAL SCIENCE SUBJECT IN SOCIAL CONTEXT

Tasks:

- a. Organize a discussion on social political system, economical issues
- b. Highlight the outcomes of the discussion
- c. Initiate programs for general awareness
- d. Record the awareness levels of students
- e. Analyze and prepare a report of awareness level on social, political and economical issues

8. हिन्दी (PS3/PS4)

1. शिक्षाशास्त्रीय समझ

Tasks:

- 1 राष्ट्रभाषा शिक्षा का महत्व समझेंगे
- 2 लिखित अभिव्यक्ति में बढ़ोतरी होगी
- 3 साहित्यिक रचना कर सकेंगे
- 4 देवनागरिक लिपि की विशेषताएँ समझ सकेंगे

2. विषयवस्तु के आधारभूत ज्ञान का उपयोग

Tasks:

- 1 जूथ चर्चा का आयोजन करेंगे
- 2 हिन्दी सामायिकों का अध्ययन का आयोजन करेंगे
- 3 पत्र-लेखन एवं कहानी लेखन करेंगे
- 4 हिन्दी प्रचार संस्थाओं की मुलाकात करेंगे
- 5 कवियों व लेखकों से मुलाकात करेंगे



9. SANSKRIT (PS3/PS4)

1. UTILIZE GRAMMAR RULES TO ARRANGE PROPER SENTENCE FORMATION

Tasks:

1. Write a brief summary of various Sanskrit scriptures
2. Arrange the flash cards (according to Vibhakti, Vachan and Purush)
3. Convert the sentences of Krudantas
4. Write the explanation of famous shlokas in all types of sanskrit sentences

2. USE SANSKRIT AS MEDIUM OF INSTRUCTION AND CONVERSATION

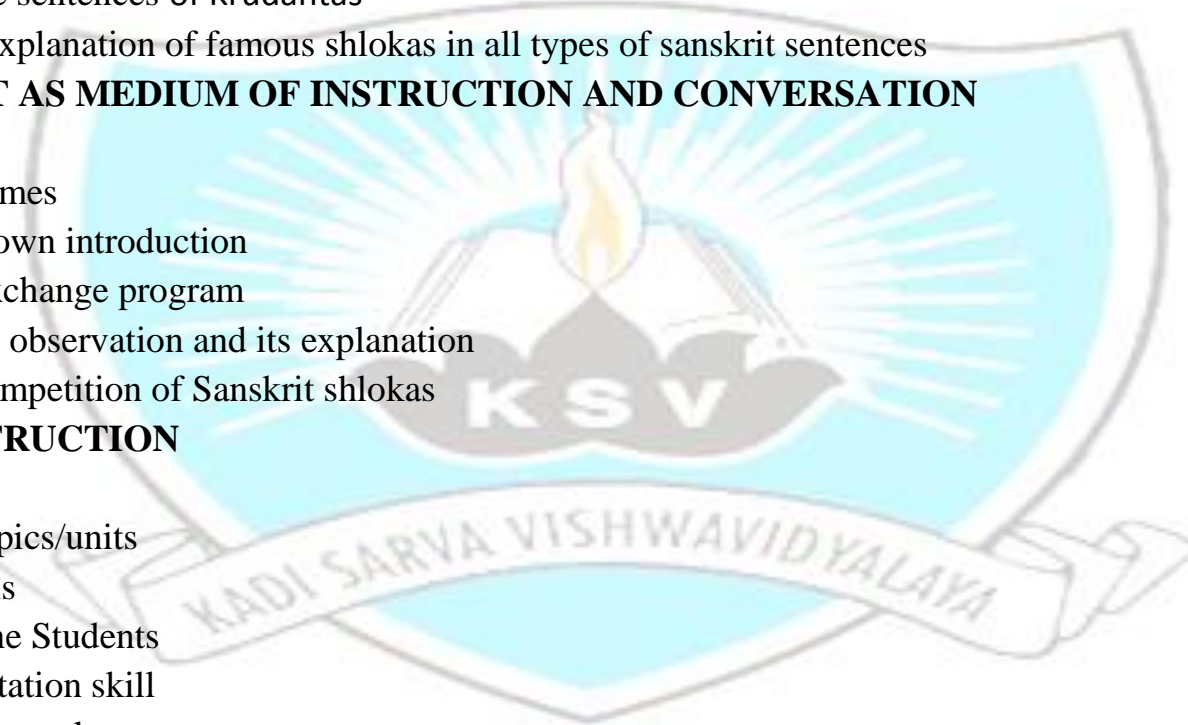
Tasks:

1. Play the games
2. Give your own introduction
3. Thought exchange program
4. Personality observation and its explanation
5. Arrange competition of Sanskrit shlokas

3. DELIVER INSTRUCTION

Tasks:

1. Analyze topics/units
2. Plan lessons
3. Motivate the Students
4. Use presentation skill
5. Illustrate examples
6. Set up follow up activities



10. GUJARATI (PS3/PS4)

1 ગુજરાતી ભાષાનું સ્વરૂપ ઓળખવાની ક્ષમતા કેળવે તથા પરિબળો અને મહત્વ સમજી લેખન કરે.


Tasks :

- વિવિધ પ્રકારની નોંધ તૈયાર કરે.
- કથન ચર્ચામાં ભાગ લે.
- લેખન કાર્ય કરશે .
- શ્રવણ કરવાની ટેવનો વિકાસ કરે.
- વિવિધ સ્વરૂપોનું સર્જન કરે

2 વિષયવસ્તુના આધારે વિદ્યાર્થીઓની ક્ષમતા કેળવે.

Tasks :

- મોડલ તૈયાર કરે .
- ચાઈ તૈયાર કરે.
- સ્વાધ્યાય કાર્ય કરે .
- પત્ર લેખનનો વ્યવહારમાં ઉપયોગ કરે .
- આદર્શ પ્રશ્ન પત્ર તૈયાર કરે .
- ભાષાસાહિત્ય મંડળની રચના કરે .



11. TEACHING OF COMPUTER SCIENCE (PS3/PS4)

1. Utilize Instructional Resources

Tasks :

- a. Analyze the tools used in evaluating the Computer education.
- b. Prepare the blue print and ideal question paper.
- c. Browse the search engines and download the relevant materials /information
- d. Prepare the teaching materials in MS-Word
- e. List and search the educational websites.

2. Evaluate Students Performance:

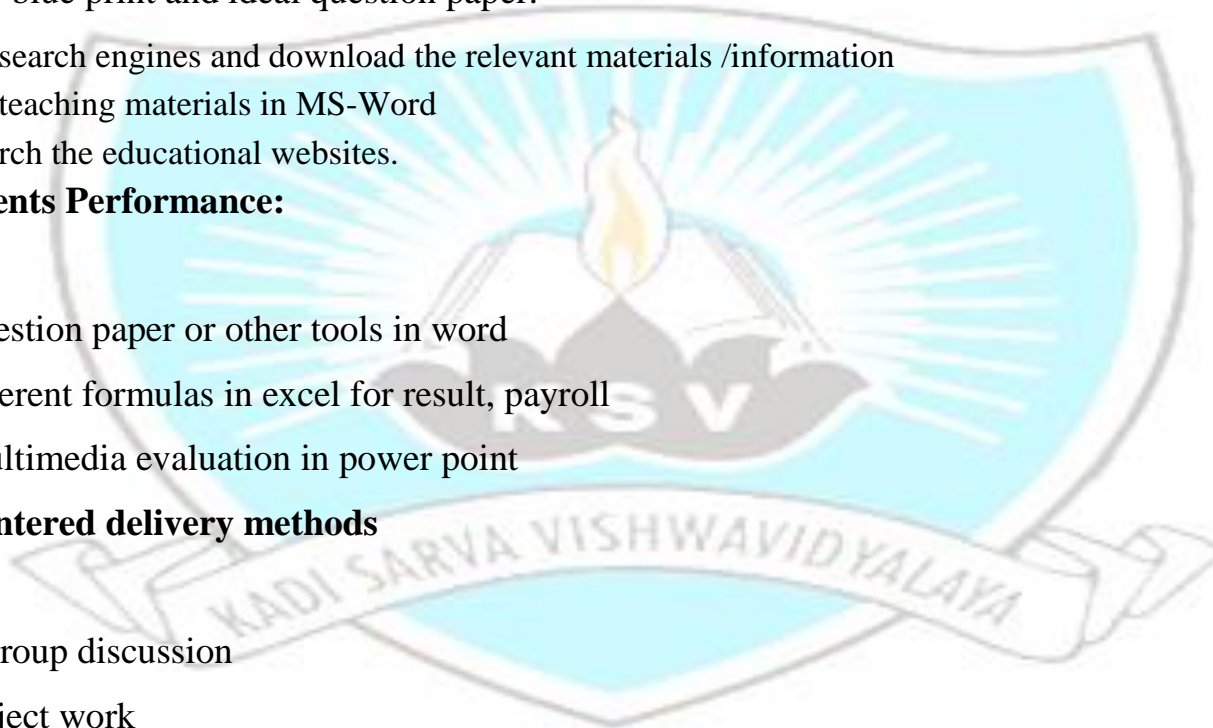
Tasks:

- a. Prepare question paper or other tools in word
- b. Utilize different formulas in excel for result, payroll
- c. Prepare multimedia evaluation in power point

3. Use learner centered delivery methods

Tasks :

- a. Conduct group discussion
- b. Guide project work
- c. Design / prepare digital teaching aids
- d. Evolve the Computer club activities.
- e. Design / prepare individualized learning packages



ENHANCING PROFESSIONAL CAPACITY (EPC)

1. DRAMA AND ART IN EDUCATION (EPC2A)

1. શિક્ષણમાં નાટક અને કલાનો પરિચય

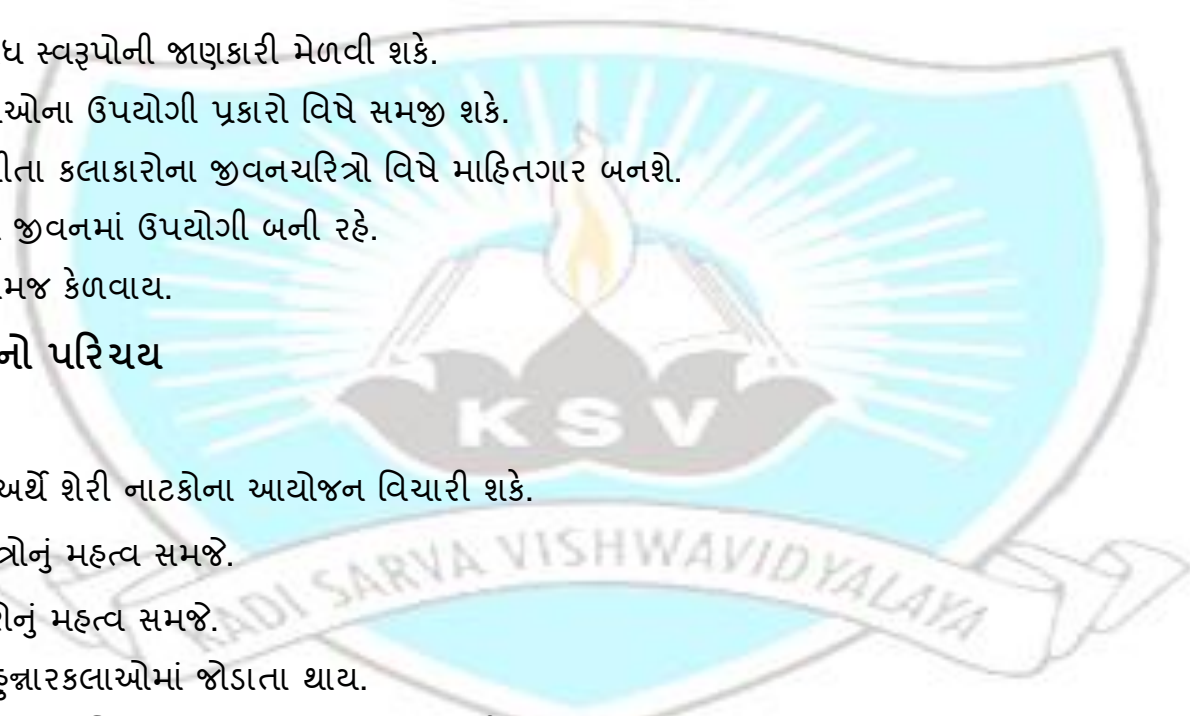
Tasks:

- નાટકના વિવિધ સ્વરૂપોની જાણકારી મેળવી શકે.
- શિક્ષણમાં કલાઓના ઉપયોગી પ્રકારો વિષે સમજી શકે.
- ભારતના જાણીતા કલાકારોના જીવનચરિત્રો વિષે માહિતગાર બનશે.
- સંગીતનું જ્ઞાન જીવનમાં ઉપયોગી બની રહે.
- ચિત્રકલાની સમજ કેળવાય.

2. સાંસ્કૃતિક ઉત્સવોનો પરિચય

Tasks:

- સામાજિક જાગૃતિ અર્થે શેરી નાટકોના આયોજન વિચારી શકે.
- શિક્ષણમાં ચલચિત્રોનું મહત્વ સમજે.
- સાંસ્કૃતિક તહેવારોનું મહત્વ સમજે.
- દૃષ્યકલાઓ અને હુન્નારકલાઓમાં જોડાતા થાય.
- શિક્ષણમાં કલાઓનું પ્રાયોગિક કાર્ય કરવા કલા સંસ્થાઓની મુલાકાત કરે.



2. COMMUNICATION TECHNOLOGY AND MULTIMEDIA IN EDUCATION (EPC2B)

1. Utilize Instructional Resources.

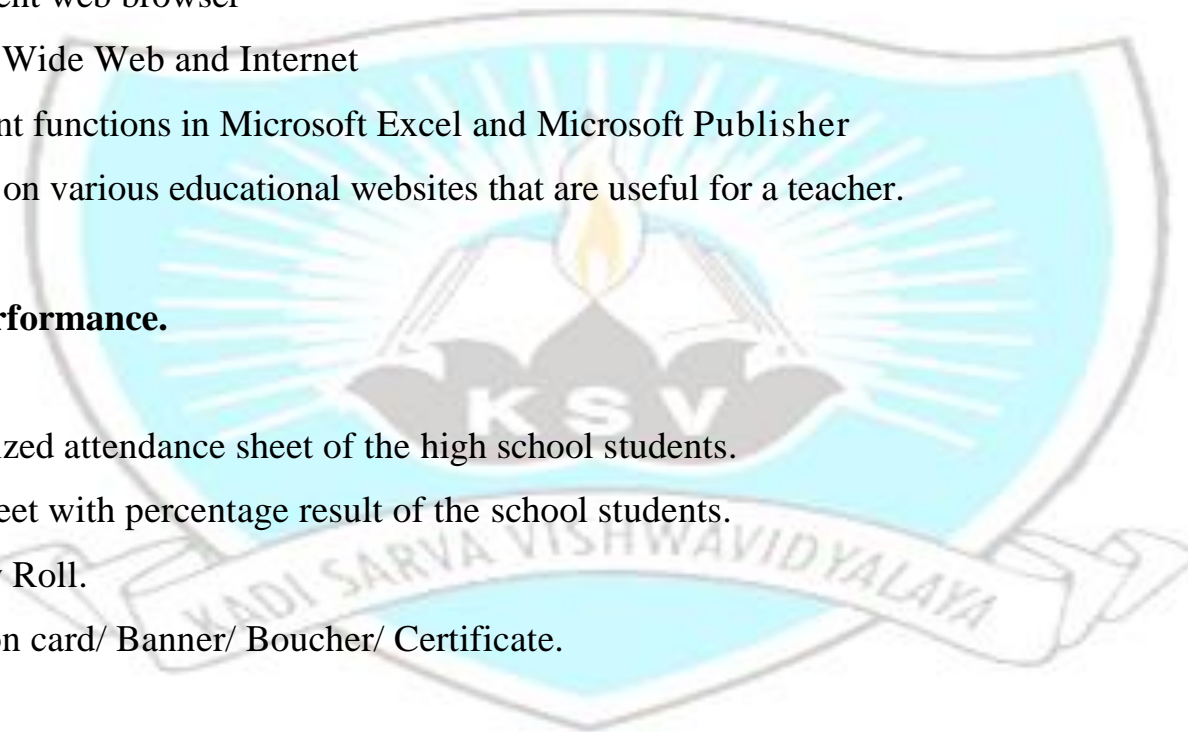
Tasks:

- a. Identify different communication skills
- b. Operate different web browser
- c. Utilize World Wide Web and Internet
- d. Utilize different functions in Microsoft Excel and Microsoft Publisher
- e. Write a report on various educational websites that are useful for a teacher.

2. Evaluate Students Performance.

Tasks:

- a. Design computerized attendance sheet of the high school students.
- b. Prepare a mark sheet with percentage result of the school students.
- c. Preparation of Pay Roll.
- d. Prepare a Invitation card/ Banner/ Boucher/ Certificate.



CHOICE BASED CREDIT SYSTEM (CBCS)

1. GUIDENCE AND COUNSELING (CBCS2A)

1. APPRECIATE THE IMPORTANCE AND PRINCIPLE OF GUIDANCE AND COUNSELING.

Tasks:

- a. Summarize basic understanding of aims of guidance and counseling.
- b. Narrates the importance of guidance and counseling to school students.
- c. Conduct the guidance and counseling sessions for school students.

2. COUNSEL STUDENTS

Tasks:

- a. Set up a guidance and counseling cell.
- b. Identify the problems of students and searching for better solution.
- c. Encourage the students to select the right carrier.

3. OFFER TESTING AND COUNSELING SERVICE.

Tasks:

- a. Establishing testing and counseling cell.
- b. Design format for testing and consulting.

2. VOCATIONAL EDUCATION (CBCS2B)

1. APPRECIATE THE CONCEPT, AIM AND OBJECTIVES OF VOCATION EDUCATION

Tasks:

- a. Development the professional approach about the vocation Education.
- b. Summarizes the aims and objectives of vocational Education
- c. Analyzes the current trends and problems.

2. COMPREHEND THE TOOLS OF PERSONALITY MEASURING

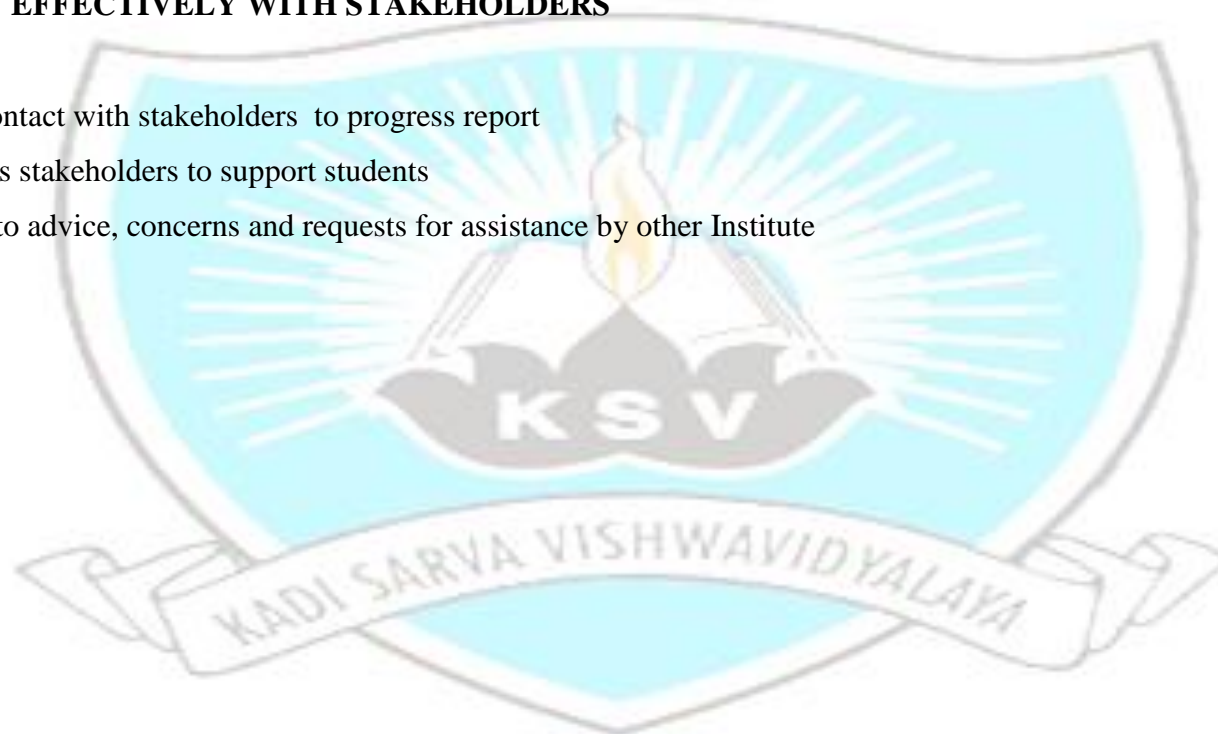
Tasks:

- a. Celebrating career week and career conference
- b. Applies the work experience in various subjects.
- c. Prepare the rating scale for trainees.

3. INTERACT EFFECTIVELY WITH STAKEHOLDERS

Tasks:

- a. Initiates contact with stakeholders to progress report
- b. Encourages stakeholders to support students
- c. Responds to advice, concerns and requests for assistance by other Institute



PRACTICAL

SEMESTER – 2

Semester Wise Competencies Developed Through This Course and the Tasks to Measure them

1. To solve teaching-learning related problems

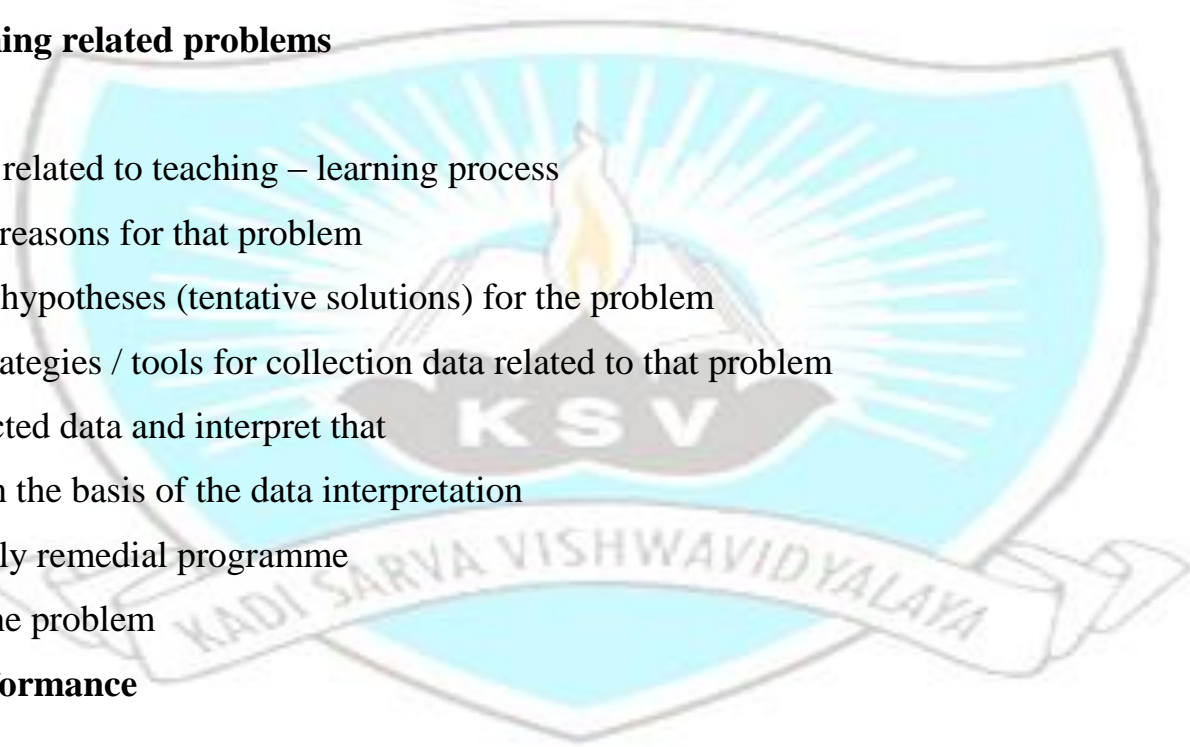
Tasks :

- a. Identify problems related to teaching – learning process
- b. Estimate possible reasons for that problem
- c. Construct various hypotheses (tentative solutions) for the problem
- d. Design various strategies / tools for collection data related to that problem
- e. Analyze the collected data and interpret that
- f. Derive findings on the basis of the data interpretation
- g. Construct and apply remedial programme
- h. Do follow up of the problem

2. Evaluate Students Performance

Tasks :

- a. Establish students performance criteria
- b. Design internal assessment scheme
- c. Utilize continuous assessment scheme



- d. Prepare question paper or other evaluation tools using Blue Print
- e. Provide continuous feedback to students
- f. Monitor progress of students
- g. Review methods of evaluation

3. Use Learner centered Delivery Methods

Tasks :

- a. Conduct group discussion
- b. Guide project work
- c. Use problem solving techniques
- d. Use various active learning strategies
- e. Adapt various innovative techniques to match classroom
- f. Create mentorship programmes
- g. Conduct tutorials
- h. Use team teaching techniques
- i. Adopt student tutor system
- j. Design individualized learning packages
- k. Design individualized homework assignment



4. Develop functional competency in English language

Tasks :

- a. Frame sentences in English
- b. Listen, Read, comprehend and respond messages in English
- c. Use English language for speaking
- d. Use English language for writing



INDEX

SEMESTER – III

SR.NO.	PARTICULARS	PAGE NO.
	Perspectives in Education(Core Papers)	
CC5	Gender, School and Society	218 to 220
CC6	Knowledge and Curriculum – 2	221 to 224
CC7	Creating an Inclusive School	225 to 227
	Skill Oriented Course (Compulsory Papers)	
SOC1	Critical Understanding of ICT	228 to 230
SOC2	Yoga Education	231 to 233
	Enhancing Professional Capacity (EPC)	
EPC3	Developing Teaching Aptitude	234 to 237
EPC4	Understanding of Self	238 to 240
	Choice Based Credit System (CBCS) (Any One)	
CBCS3A	Value Education	241 to 243
CBCS3B	Information and Communication Technology in Education	244 to 247
	Practical Work B.Ed.	
P14	Yoga	248 & 249
P15	Action Research	250
P16	Internship	251
P17	N.S.S.	252
P18	Education Forum	253
P19	Content Assignment – School Subject:1	254
P20	Content Assignment – School Subject:2	
P21	Project Based Learning	255
	Competencies (Theory & Practical)	256 to 264

COURSE FOR SEMESTER –III
GENDER, SCHOOL AND SOCIETY (CC5)

Credits – 2

Marks: 50

Learning Outcomes:

Teacher trainees will be able to:

- 1. Understand gender related issues**
- 2. Understand equalization in reference to social and cultural context**
- 3. Get acquainted with the role of gender related to government, law, and self-unification**
- 4. Get the information and become aware of gender related exploitation and safety at various level**
- 5. Understand the role of education to remove the gender differences**
- 6. Understand the role of education at various levels**



SCHEME OF TEACHING AND ASSESSMENT:

Unit	Content	Instructional Hours		Weightage (100%)	Suggested Methodology	Teaching Aids	References
		Sub Units	Total Hours				
1	UNIT:1 Gender: Meaning, Concept and Identification 1.1 Gender – Meaning and concept (in social and cultural context) 1.2 Meaning of Gender-Equality(Caste, Class, Religion and Area) 1.3 Scenario of Gender Equality with reference to Indian context 1.4 Social reforms for Gender Equality	2 2 2 2	8	25%	Discussion, Group - Discussion,	Handouts, PPT, Computer,	Reference Book No.4,8,9
2	UNIT: 2 Gender related status 2.1 During the freedom war in India (1855 to 1947) 2.2 After the freedom war in India (1847 to Present) 2.3 Gender related status: <ul style="list-style-type: none"> ➤ Economical ➤ Social ➤ Family ➤ Religion ➤ Professional ➤ Educational Status 	2 6	8	25%	Group Discussion, Assignment. Source Method ,	Handouts, PPT, Computer, Reference Books	Reference. Book No. 2,8,9
3	Unit : 3 Gender related provisions 3.1 Gender related Governments’ policy provisions and Implementation 3.2 The role of law provisions and self-unification’s to remove the gender related legal disparity 3.3 Gender related exploitation, safety and	2 2 2	8	25%	Discussion, Dramatization, Simulation, Group Task, Project, Book Reviews	Handouts, PPT, Computer, Scripts,	Reference. Book No. – 4,8.9

	education 3.4 Role of education to remove the differences related to gender	2					
4	UNIT-4 Gender Equality- Role of School and Society: 4.1 Role of Teacher, School and various school programs.(Co-curricular activity) 4.2 Role of Family and Society 4.3 Role of NGO's and Mass Media	3 3 2	8	25%	Book Reviews, Discussion, Problem Solving Method, Simulation, Group Task, Project	Handouts, PPT, Computer, Text-Print material	. Reference. Book No. 1,2
	TOTAL		32 HOURS	100%			

OBJECTIVE – WISE DISTRIBUTION OF WEIGHTAGE

Knowledge	Comprehension	Application	Analysis	Synthesis	Evaluation	Total
10	20	20	20	15	15	100

REFERENCES:

1. Agrawal J.C.(2013), Philosophical and Sociological Perspectives in Education, Shipra Publications, New Delhi.
2. Amodkumar Sing, 2011, Encyclopedia of Women and gender psychology, volume 1 &2. DPS publication house, New Delhi India.
3. Eminent Indian Women from the Vaidik Age to Present, 2005, Advaita Ashram, Kolkatta.
4. HarshidaRamuPandai (1997). Strimanasshastra University GrandthNirman Board, Ahmedabad -380006.
5. Kalpna Shah (1989), “Stri no Darjjo and Bhumika”, University GrandthNirman Board, Ahmedabad -380006.
6. Leonard Broom and Philip Selznick,1995, Principal of Sociology, Harper International Edition, Singapore. Page-50 to 110.
7. Mafatlalpatel, Mahilasashaktikaran, Ranna de Prakhn, Ahmedabad -380001.
8. Shankar Rao C,N(2014), Sociology Principles of Sociology with an introduction to social thought, S.Chand Publication, New Delhi.
9. Thakur & Thakur(2013), Teacher in Emerging Indian Society, Agrawal Publications, Agra.

COURSE FOR SEMESTER – III
KNOWLEDGE AND CURRICULUM - 2 (CC6)

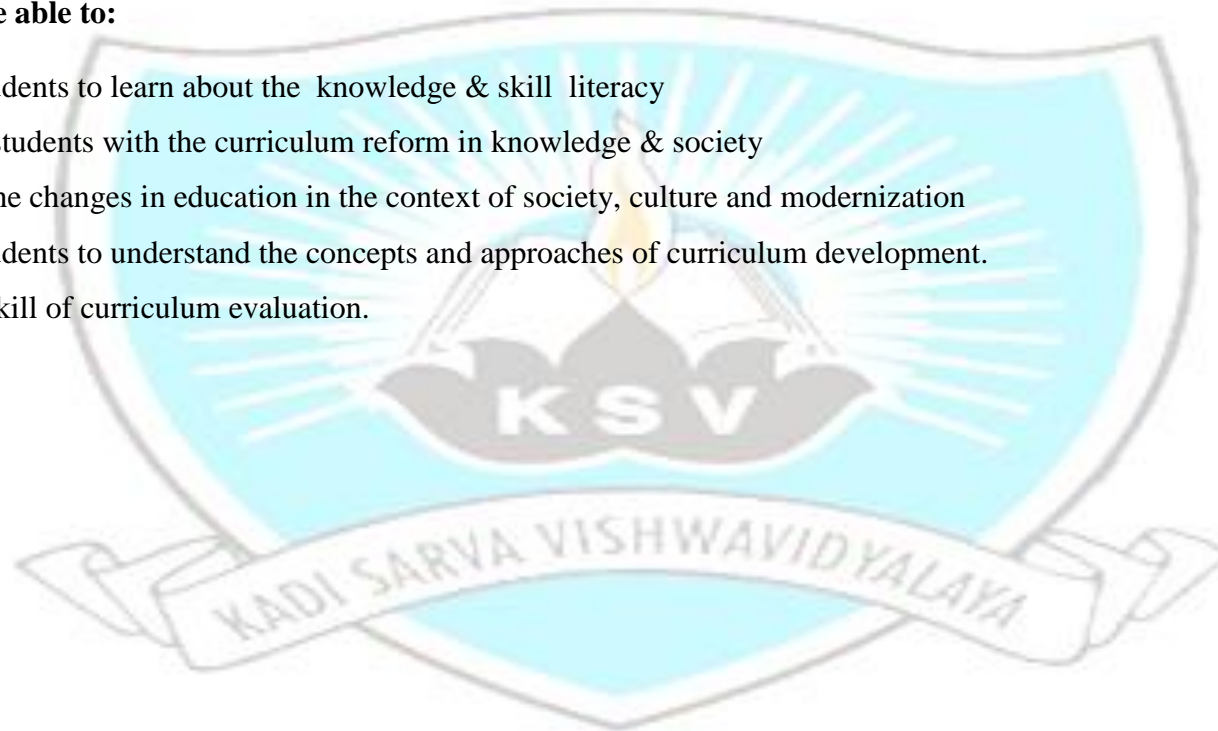
Credits – 2

Marks: 50

Learning Outcomes:

Teacher Trainees will be able to:

1. enable the students to learn about the knowledge & skill literacy
2. acquaint the students with the curriculum reform in knowledge & society
3. understand the changes in education in the context of society, culture and modernization
4. enable the students to understand the concepts and approaches of curriculum development.
5. develop the skill of curriculum evaluation.



SCHEME OF TEACHING AND ASSESSMENT:

Unit	Content	Instructional Hours		Weight age (100%)	Suggested Methodology	Teaching Aids	References
		Sub Units	Total Hours				
1	Unit 1 : Knowledge & Skills 1.1 Reading Literacy 1.2 Mathematical Literacy 1.3 Scientific Literacy 1.4 Contribution of Mahatma Gandhiji & John Dewey in following: - Principles of education - Curriculum - Methods for Acquiring Knowledge	2 2 2 2	8	25%	Lecture Group Discussion Project Work	Handouts PowerPoint presentation Transparencies	Reference Book No.15, 13, 17
2	Unit : 2 Knowledge & Society 2.1 Meaning of society, culture and modernity 2.2 Changes in Education: Industrialization and democracy, leading individual autonomy 2.3 Understanding of Education: <ul style="list-style-type: none"> • Equity • Equality, • Individual opportunity • Social Justice and dignity 2.4 Understanding the concept of: -Nationalism, -Universalism, -Secularism	2 2 2 2	8	25%	Lecture Group Discussion	PowerPoint presentation Transparencies	Reference Book No 14,16
3	Unit 3 : Understanding curriculum & Development 3.1 Meaning & Steps of curriculum designs 3.2 Criteria for selecting curriculum design 3.3 Stage of curriculum construction.	2 2 2	8	25%	Lecture Group Discussion	PowerPoint presentation	Reference Book No. 1,14

	3.4 Issues in school curriculum	2					
4	Unit 4 : Evaluation of Curriculum 4.1 Various co-curricular activities and its impact on reconstruction of society. 4.2 Relationship between ideology and curriculum 4.3 Process/Steps of critical analyses of textbook 4.4 Evaluation of curriculum	2 2 2 2	8	25%	Lecture Group Discussion	Transparencies PowerPoint presentation	Reference Book No. – 2,11
TOTAL		32 HOURS		100%			


OBJECTIVE – WISE DISTRIBUTION OF WEIGHTAGE

Knowledge	Comprehension	Application	Analysis	Synthesis	Evaluation	Total
10	20	25	15	15	15	100

REFERENCES:

1. Aggrawal, J. C., & Gupta, S. (2005). *Curriculum Development*. New Delhi: Shipra Publisher.
2. Alaxander, W. M., & Saylor, J. G. (1966). *Curriculum Planning for modern schools*. New York: Holt, Rinhart and Winston Inc.
3. Balrara, M. (1999). *Principles of Curriculum Renewal*. New Delhi: Kanishka Publishers.
4. Candra, A. (1977). *Curriculum Development and Evaluation in education*. New Delhi: Sterling Publishers.
5. Darji, D. R., &Lulla, B. P. (1967). *Curriculum development in secondary schools of Baroda*. Baroda: Sadhana Press.
6. Erickson, H.L.(2007) concept based curriculum and instruction for the thinking classroom California; corwin press
7. Hassrin, M. (2004). *Curriculum Planning for elementary education*. New Delhi: Anmol Publishers.
8. Herbert, J. W. & Geneva, D. H. (1990). *International Encyclopedia of Education Evaluation*. New York: Pergamon Press Oxford House.
9. Jenkins, D., &Shifrnan, D. M. (1976). *Curriculum an introduction*. London: Pitman Publishing House.

10. Jhompson, K., and White, J. C. (1975). *Curriculum development*. London: Pitman Publishing
11. Khan.M.I. andNigam,B.K.(2007).Curriculum reform change and continuity. New Delhi; kanishka publication
12. Kumari, S., and Srivastava, D. S. (2005). *Curriculum and Instruction*. New Delhi: Shipra Publishers.
13. Modi Hitesh V. and others (2009), “ KadaavaniketatvaikaneSamajshastriyaAdharo” AksharPrakashan, Ahemdabad
14. M.S.Khan, (2004). School Curriculum, Ashish Publication House, New Delhi.
15. RavalNatubhaiAne Anya. (2006), “VikasmanBhartiyaSamajmaShikshak”, NiravPrakashan, Ahmedabad
16. Sharma, R., (2011). Philosophical and Sociological foundation of Education, Akshar Publication, Ahamedabad.
17. Measuring Student Knowledge and Skills: *A New Framework for Assessment (1999)* OECD Publications Service, Paris, France.(E-Book)



COURSE FOR SEMESTER – III

CREATING AN INCLUSIVE SCHOOL (CC-7)

Credits – 2

Marks: 50

Learning Outcome:

Teacher trainees will be able to:

1. Develop understanding about culture, policy and way of functioning of an inclusive school
2. Examine the definitions of ‘deficiency’ and ‘Inclusion’ in the psychosocial contexts of equal education
3. Analyze the policies & initiate programs related to inclusion
4. Identify the obstacles related to the policies and methods regarding ‘Learning and Participation’ in the inclusive school
5. Identify and implement action areas to make schools and classrooms more diversity friendly



SCHEME OF TEACHING AND ASSESSMENT:

Unit	Content	Instructional Hours		Weigh- tage (100%)	Suggested Methodology	Teaching Aids	References
		Sub Units	Total Hours				
1.	Unit I. Introduction of Special Children 1.1 Special child : Concept and Types (Gifted, Slow Learner, Deaf & Dumb and Blind) 1.2 Special Education: Concept, Need 1.3 Role of teacher for developing confidence in special children	3 3 2	8	25%	Lecture cum Discussion, Assignment Group Discussion	Handout PPT OHP	Reference Book No.3
2.	Unit- 2 Policy Perspectives 2.1 National Education Policy regarding Inclusive school, UNESCO 2.2 R.T.E.Act (2009), SarvaShikshaAbhiyan 2.3 Recommendations of UGC and its implication	2 4 2	8	25%	Lecture cum Discussion, Assignment Group Discussion Field Work	Chart PPT Handout, OHP	Reference Book No.3,9
3.	Unit – 3 Inclusive Schools 3.1 Inclusive Education: Concept & Need 3.2 Inclusive Schools : Concept, Characteristics 3.3 Evaluation Method for Special Children in Inclusive School	3 3 2	8	25%	Lecture cum Discussion, Assignment Group Discussion Seminar	Handout, PPT PPT PPT, OHP Videos,	Reference Book No 2
4.	Unit – 4 Nurturing Inclusion Classroom 4.1 Classroom & Curricular Activities for Inclusive Classroom 4.2 Special skills regarding communication with reference to special children 4.3 Involving external agencies for networking including NGOs	3 3 2	8	25%	Lecture cum Discussion, Assignment Group Discussion Seminar	PPT, OHP Handout Chart, PPT	Reference Book No. – 6
TOTAL		32 Hours		100%			

OBJECTIVE – WISE DISTRIBUTION OF WEIGHTAGE

Knowledge	Comprehension	Application	Analysis	Synthesis	Evaluation	Total
10	20	25	15	15	15	100

REFERENCES

1. Curriculum Framework two year B.Ed. programme (2014), National Council for Teacher Education, New Delhi.
2. Deshpabhu, Suchitra, Inclusive Education in India, New Delhi :Kaniksha Publishers.
3. F.R. Santoki, Development of Learner and Teaching learning process, Varishan Publication.
4. Nanubhai Donga, “ShikshannuManovighan” Nirav Publication, Ahmedabad
5. RCI (2013) Status of disability in India 2012, New Delhi : RCI publication Ranganathan, Snehlata. (2004) Guidelines for children with special educational needs. New Delhi :Kaniksha Publishers.
6. Sharma, Yogendra K., Inclusive Education, New Delhi :Kaniksha Publishers.
7. The Report of R.T.E. (2009),Government of India, Minister of Education.
8. Umadevi, M.R. (2010), Special Education, Hyderabad :Neelkamal Publishers.
9. Vinita Advani&VibhaDwivedi, Development of Education System in Indian and School Management, Akshar Publisher.



COURSE FOR SEMESTER – III

CRITICAL UNDERSTANDING OF ICT (SOC1)

Credit: 2

Marks: 50

Learning Outcomes:

Teacher Trainees will be able to:

1. Integrate ICT into Teaching Learning
2. Get inducted towards E-learning
3. Use internet and internet related services
4. Use different e-application for self-study and quality teaching
5. Develop, design and use digital materials in teaching
6. Use ICT for making classroom processes inclusive
7. Put into practice their knowledge of file utilities to improve the performance of the computer
8. Understand the challenges of integration of ICT in schools

SCHEME OF TEACHING AND ASSESSMENT:

Unit	Content	Instructional Hours		Weight-age (100%)	Suggested Methodology	Teaching Aids	References
		Sub Units	Total Hours				
1	Unit 1 :Understanding of ICT in Education 1.1 Concept of ICT, Role of Teacher in ICT 1.2 Uses of ICT in teaching Learning Process, Communication, Administration, Research 1.3 Impact of ICT in Education in present situation 1.4 Role of ICT in process of Globalization 1.5 Issues and concerns related to ICT <ul style="list-style-type: none"> • Challenges in integration of ICT in schools • Issues in use of ICT – Hacking, Violation of copyright, drawback of social networking sites 	2 3 1 1 1	8	25%	Lecture Discussion	Handouts PowerPoint presentation Computers LCD Projector	Reference Book No.4 ,7

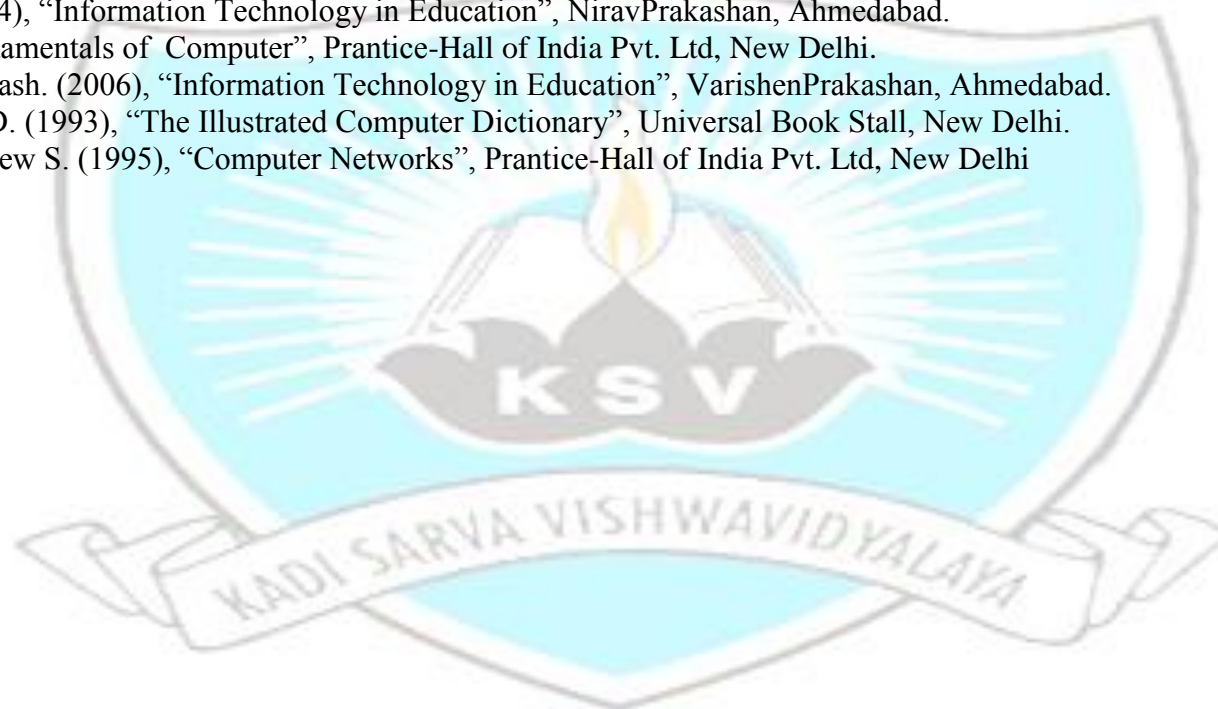
2	Unit : 2Application of ICT in Education 2.1 Use of internet in Education 2.2 Computer Aided Learning ,Computer Aided Instruction 2.3 Educational Software : Meaning, Types, uses 2.4 Smart classroom / digital classroom 2.5 Mobile teaching / Mobile Learning (Use of Mobile in education), Use of Television in Education	1 2 1 2 2	8	25%	Lecture Discussion	PowerPoint presentation Computers LCD Projector	Reference Book No.7
3	Unit 3 : Services and Media in ICT 3.1 Video Conferencing, Audio Conferencing 3.2 Social Networking, Email, Blogs, Newsgroups 3.3 Virtual Classroom : Meaning, Advantages, Limitations 3.4 On line education, E-Learning 3.5 Media : Meaning, Types : Personalized and Mass Media	2 2 2 1 1	8	25%	Lecture Discussion	Computers LCD Projector	Reference Book No.9
4	Practical Activities: 1. Prepare the teaching materials in MS-Word (In any subject - Any unit to be selected) 2. Prepare the mark sheet in MS-Excel showing the subject wise marks, total marks, percentage Rank, pass or fail, Graphical presentation. 3. Preparation of PPT slides for classroom usage on any subject. 4. Browse the search engines and download the relevant materials /information	2 2 2 2	8	25%	Demonstration Project	Computers LCD Projector	Reference Book No.2,9
TOTAL			32 HOURS	100%			

OBJECTIVE – WISE DISTRIBUTION OF WEIGHTAGE

Knowledge	Comprehension	Application	Analysis	Synthesis	Evaluation	Total
10	20	25	15	15	15	100

REFERENCES:

1. Bartee Thomas C. (1983), "Digital Computer Fundamentals", Ms.Graw-Hill international book.
2. Dave Saket. (2003), "Shikshanma Information Technology", Anada Book Dipo, Ahmedabad.
3. Denis Kim, Sen and Morin (2000), "Information Technology – The breaking waves", Tata MsGraw Hill Publishing Company Limited, New Delhi.
4. Jimoyiannis A. Research on E-learning and ICT in Education (2012), Springer, Publication New York, London.
5. Madaan, Gupta and Arya, "The Illustrated Computer Dictionary", Dreamland Publication, New Delhi.
6. N.Sareen, "Information and Communication Technology", Anmol Publication.
7. Patel Ashok. (2004), "Information Technology in Education", NiravPrakashan, Ahmedabad.
8. Rajaraman, "Fundamentals of Computer", Prantice-Hall of India Pvt. Ltd, New Delhi.
9. Shukla Satishprakash. (2006), "Information Technology in Education", VarishenPrakashan, Ahmedabad.
10. Spenser, Donald D. (1993), "The Illustrated Computer Dictionary", Universal Book Stall, New Delhi.
11. Tenenbaum, Andrew S. (1995), "Computer Networks", Prantice-Hall of India Pvt. Ltd, New Delhi



COURSE FOR SEMESTER – III
YOGA EDUCATION (SOC 2)


Credits – 2

Marks: 50

Learning Outcomes:

Teacher Trainees will be able to:

1. Write Objectives and benefits of Yoga.
2. Apply Applied yoga, Aasana
3. Identify Panchkosha into practices
4. Apply the theories of yoga into practices.
5. Apply the Yogic counselling into Lifestyle corrections.



SCHEME OF TEACHING AND ASSESSMENT:

Unit	Content	Instructional Hours		Weightage (100%)	Suggested Methodology	Teaching/ Learning Resources (Aids)	References
		Sub Units	Total Hours				
1	Unit I Yoga and yogic practices: 1.1 Yoga: Meaning and Definition 1.2 Objectives and Misconception about yoga. 1.3 Basis of yoga 1.4 History of yoga	2 2 2 2	8	25% 10% 5% 5%	Lecture, Group – Discussion assignment	Handouts, PPT, charts Computer with net facility	-Reference-8
2	Unit II Introduction to Yogic texts: 2.1 Classification of Yoga: Yogasutra and Hath yoga 2.2 Role of mind in positive health. 2.3 Concept of Panchkosha and health 2.4 All round personality development: at Physical, Mental, Emotional, Intellectual and Spiritual levels	2 2 2 2	8	25% 5% 5% 10%	Group Discussion, Assignment, project	Handouts, PPT , Reference Books	-Reference-1,2
3	Unit III Raja Yoga (Path of will power) 3.1 Antaranga yog (Direct way) 3.2 Methods: Bahirang yoga (indirect way)	4 4	8	25% 15% 10%	Discussion, Group Task, Project, Book, Reviews, Assignment	Handouts, PPT, Computer, Scripts	-Reference-2

4	Unit IV Stress Management 4.1 Stress and Yoga 4.2 How stress is alleviated through Yoga 4.3 Rationale of Yogic diet	4 2 2	8	25% 15% 5% 5%	Discussion, Problem Solving Method, Group Task, Project, Field Visit	Handouts, PPT, Computer, Text- Print material	-Reference 5
TOTAL		32 HOURS		100%			

OBJECTIVE – WISE DISTRIBUTION OF WEIGHTAGE

Knowledge	comprehension	Application	Analysis	synthesis	Evaluation	Total
15	20	20	15	15	15	100

References:

1. Iyengar, B. K. S. (2002), Light on the Yoga Sutras of Patanjali, HarperCollins UK
2. Vivekananda, Swami (1980). Raja Yoga. Ramakrishna-Vivekananda Center. ISBN 0-911206-23-X.
3. Yoga for common ailments, Swami Vivekananda Yoga Prakashana, Bangalore, 2002
4. Human anatomy and physiology prepared by LYU.
5. Stress management by Dr.Nagratna.
6. Nagendra H. R. (2014) Yoga Instructor's Course Self Learning Material , 1 Theory, SVYP Bengalure
7. Nagendra H. R. (2014) Yoga Instructor's Course Self Learning Material , 2 Practical, SVYP Bengalure
8. Bhogal R.S.(2015) Yoga Education Bachelor of Education Programme, NCERT.New Delhi.
9. www.svyasa.edu.in

COURSE FOR SEMESTER – III
DEVELOPING TEACHING APTITUDE (EPC3)

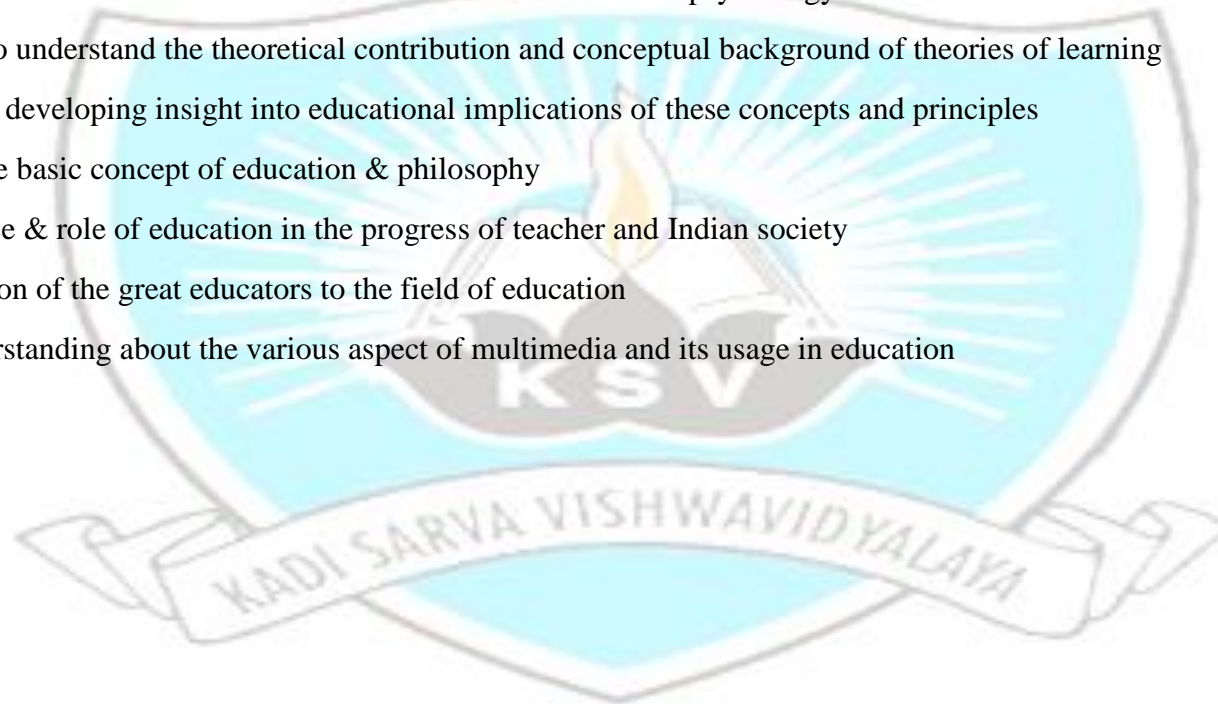
Credit: 2

Marks: 50

Learning Outcome:

Teacher trainees will be able to:

1. Enable the students to be familiar with the contribution of school of psychology to education
2. Enable them to understand the theoretical contribution and conceptual background of theories of learning
3. Assist them in developing insight into educational implications of these concepts and principles
4. Understand the basic concept of education & philosophy
5. The importance & role of education in the progress of teacher and Indian society
6. The contribution of the great educators to the field of education
7. Develop understanding about the various aspect of multimedia and its usage in education



SCHEME OF TEACHING AND ASSESSMENT

Unit	Content	Instruction Hours		Weightage (100%)	Suggested Methodology	Teaching Aids	References
		Sub Units	Total Hours				
1	<p>Unit -1 Educational Psychology</p> <p>1.1 Dimensions of Development:</p> <ul style="list-style-type: none"> • Psychosocial Development • Emotional Development • Moral Development <p>1.2 Maxim & Principle of teaching learning:</p> <ul style="list-style-type: none"> • Maxim of teaching • Principle of learning. <ul style="list-style-type: none"> ➤ Pavlov's theory ➤ B.F Skinner's theory <p>1.3 Correlates of learning.</p> <ul style="list-style-type: none"> • Motivation: Meaning, Effecting factors of motivation, types of motivation • Interest, Aptitude, Meaning Concept 	03	08	25%	Lecture Discussion	PowerPoint Presentation , Handouts	- Reference Book No. 1,6,7 -
2	<p>Unit-2 Philosophy of Education:</p> <p>2.1 Philosophy of Education: Meaning & Objectives</p> <p>2.2 Types of Education.</p> <ul style="list-style-type: none"> • Formal Education • Informal Education • Non-Formal Education <p>2.3 Theories of philosophy with reference to concept , objectives, curriculum, methods</p> <ul style="list-style-type: none"> • Idealism • Naturalism <p>2.4 Indian Philosophers</p> <ul style="list-style-type: none"> • Mahatma Gandhi • Gijubhai Badheka • Montessori 	01	08	25%	Lecture Discussion Role Play	LCD Projector	- Reference Book No 3, 4, 6, 9.

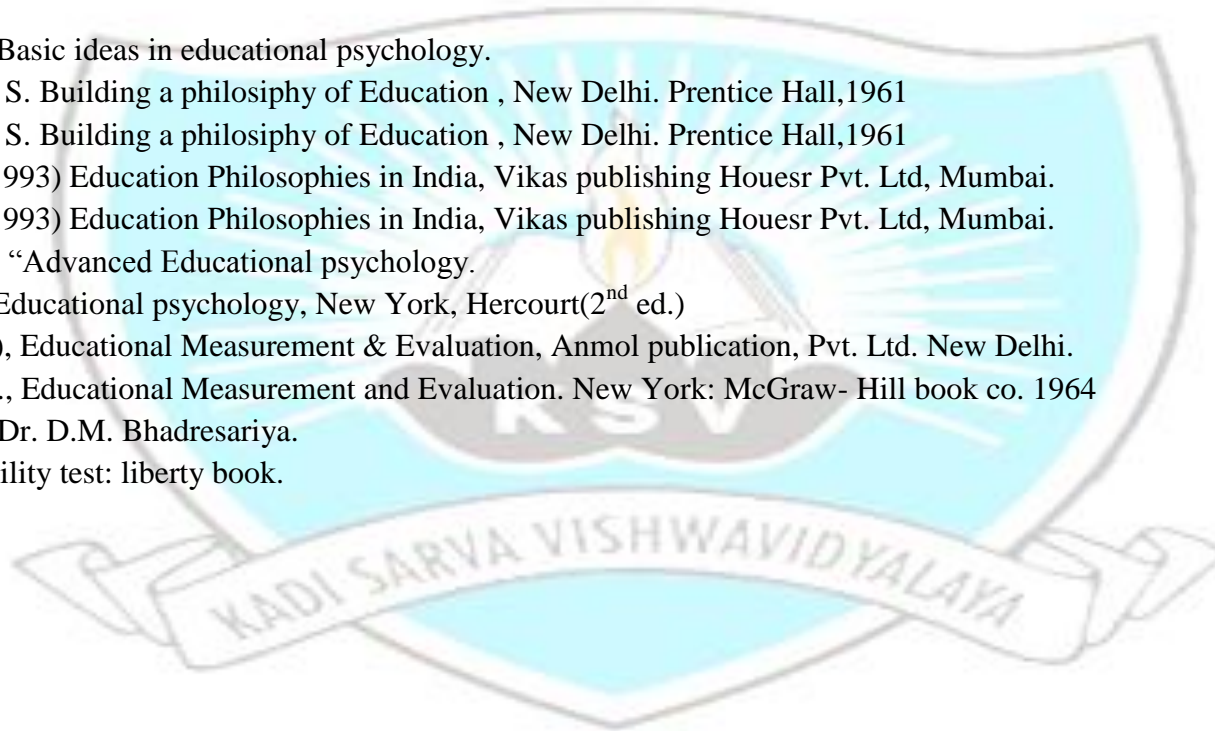
3	Unit-3 Educational Technology 3.1 Educational Technology: Meaning , nature Hardware & Software technology 3.2 Teaching Learning Technology <ul style="list-style-type: none"> • E- Learning • Tele- Conferencing • Multi Media Package 3.3 Evaluation & Measurement: <ul style="list-style-type: none"> • Meaning of evaluation & measurement • Tools of Evaluation: <ul style="list-style-type: none"> ➤ Meaning of Teacher made test & Standardized test: 3.4 Examination Techniques: <ul style="list-style-type: none"> • Types of examination. • Drawbacks of present • Innovation in examination system. 3.5 Action research: Meaning & steps.	01 02 02 02 01	08	25%	Lecture Discussion Role Play Activities	PowerPoint Presentation , Handouts	-Reference Book No.8,9,10
4	Unit- 4 General Knowledge 4.1 General Knowledge <ul style="list-style-type: none"> • Constitutional Fundamental Duties • Gujarati Literature • Political Policy & Administration trand and Structure • Science & Technology • Sports & Games • Great Personalities • Music &Arts • Indian history • Indian Geography 4.2 Reasoning Ability 4.3 Logical Ability	04 02 02	08	25%	Lecture Discussion Activities Demonstration	PowerPoint Presentation , Handouts, LCD Projector	Reference Book No.8,9
TOTAL		32 HOURS		100 %			

OBJECTIVE-WISE DISTRIBUTION OF WEIGHTAGE

Knowledge	comprehension	Application	Analysis	synthesis	Evaluation	Total
15	20	15	15	15	20	100

REFERENCES:

1. Agarwal ,J.C. Basic ideas in educational psychology.
2. Broudy, Harry S. Building a philosophy of Education , New Delhi. Prentice Hall,1961
3. Broudy, Harry S. Building a philosophy of Education , New Delhi. Prentice Hall,1961
4. Chaube S.P. (1993) Education Philosophies in India, Vikas publishing Hoesr Pvt. Ltd, Mumbai.
5. Chaube S.P. (1993) Education Philosophies in India, Vikas publishing Hoesr Pvt. Ltd, Mumbai.
6. Chauhan. S.S., “Advanced Educational psychology.
7. Cronbach L.J.Educational psychology, New York, Hercourt(2nd ed.)
8. -Lal.J.P.(2007), Educational Measurement & Evaluation, Anmol publication, Pvt. Ltd. New Delhi.
9. Numnally, J.C., Educational Measurement and Evaluation. New York: McGraw- Hill book co. 1964
10. Target TAT – Dr. D.M. Bhadresariya.
11. Teacher Eligibility test: liberty book.



COURSE FOR SEMESTER- III
UNDERSTANDING OF SELF (EPC4)

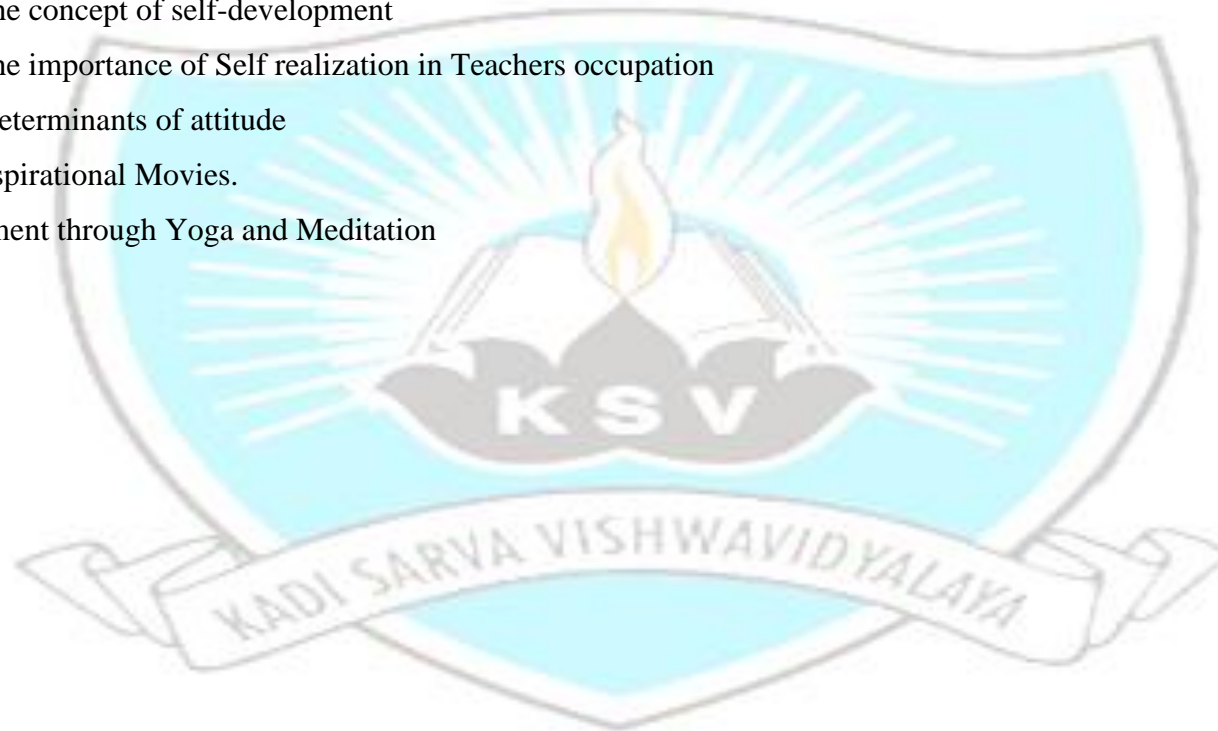
Credits – 2

Marks: 50

Learning Outcomes:

Teacher Trainees will be able to:

1. Understand the concept of self-development
2. Understand the importance of Self realization in Teachers occupation
3. Identify the determinants of attitude
4. Reflect on inspirational Movies.
5. Learn adjustment through Yoga and Meditation



SCHEME OF TEACHING AND ASSESSMENT:

Unit	Content	Instructional Hours		Weightage (100%)	Suggested Methodology	Teaching Aids	References
		Sub Units	Total Hours				
1	Unit:1 Self Development 1.1 Nature of self 1.2 Self-Development 1.3 Importance of Self realization in teacher's occupation 1.4 Concept of SWOT analysis	2 2 2 2	8	25% 6 6 7 6	Lecture Group-Discussion	PowerPoint Presentation, Handouts,	Reference Book No.1,3.
2	Unit:2 Self and Yoga 2.1 Yoga and Meditation for the enhancement of physical and mental strength 2.2 Yoga for adjustment 2.3 Yoga activities in the schools for self development 2.4 Importance of meditation for self development	2 2 2 2	8	25% 7 6 6 6	Lecture Group-Discussion Assignment.	PowerPoint Presentation, Handouts, Computer, Reference Books	Reference Book No.2,4
3	Unit:3 Attitude of Self 3.1 Meaning and concept of Attitude 3.2 Characteristics of Attitude 3.3 Determinants of Attitude 3.4 Dimensions of Attitude Measurement	2 2 2 2	8	25% 6 6 6 7	Group-Discussion Assignment Simulation, Group Task,	PowerPoint Presentation, Handouts, Reference Books	Reference Book No.2,4

4	Unit:4 Activities for Self-Development		8	25%	Discussion	PowerPoint	Use of Internet
	4.1 Review of documentary films such as Mary Kom, Tare Jameen Par, Nil Batte Sannata, Lunch Box, Life of Pie	2		7	Activities	Presentatio	
	4.2 Planning of workshop and seminar for stress management	2		6	Demonstratio	n,	
	4.3 Prepare a life-sketch of your role model	2		6	Problem	Handouts,	
	4.4 Prepare a report on yourself: Abilities and inabilities	2		6	Solving	PPT-	
	TOTAL		32 HOURS	100%	Method,	Computer	
					Simulation,		
					Group Task		

OBJECTIVE – WISE DISTRIBUTION OF WEIGHTAGE:

Knowledge	Comprehension	Application	Analysis	Synthesis	Evaluation	Total
10	20	20	20	15	15	100

REFERENCES:

- Hall, C & Hall E (2003) Homan Relations in educations Rout ledge.
- Kusum Bhatt, ‘Vyaktitvna Sidhanto’ Gujarat Granth Nirman Board, Ahmedabad.
- Shah Sanjiv ‘Mahan Hradyona Sa Re G Ma P Dh Ni’ Osis Publication, Vadodara
- Shukal, Satish Prakash (2011) Saikshanik Manovighnan (Agra) Agraval Prakashan
- U.D. Arospeski, Chotho Marg, Navbharat Sahitya Mandir, Gandhi Road, Ahmedabad.
- Dr. V. V. Baraiya & Aararti S. Patel, “Understanding the self” (રૂઠાણ), 2016, Pratik Publication, A-1, Umiya, Nishthapark soc. Pramukh marg, Opp. Gopi cinema, Anand, Dist. Anand

**COURSE FOR SEMESTER- III
VALUE EDUCATION (CBCS3A)**

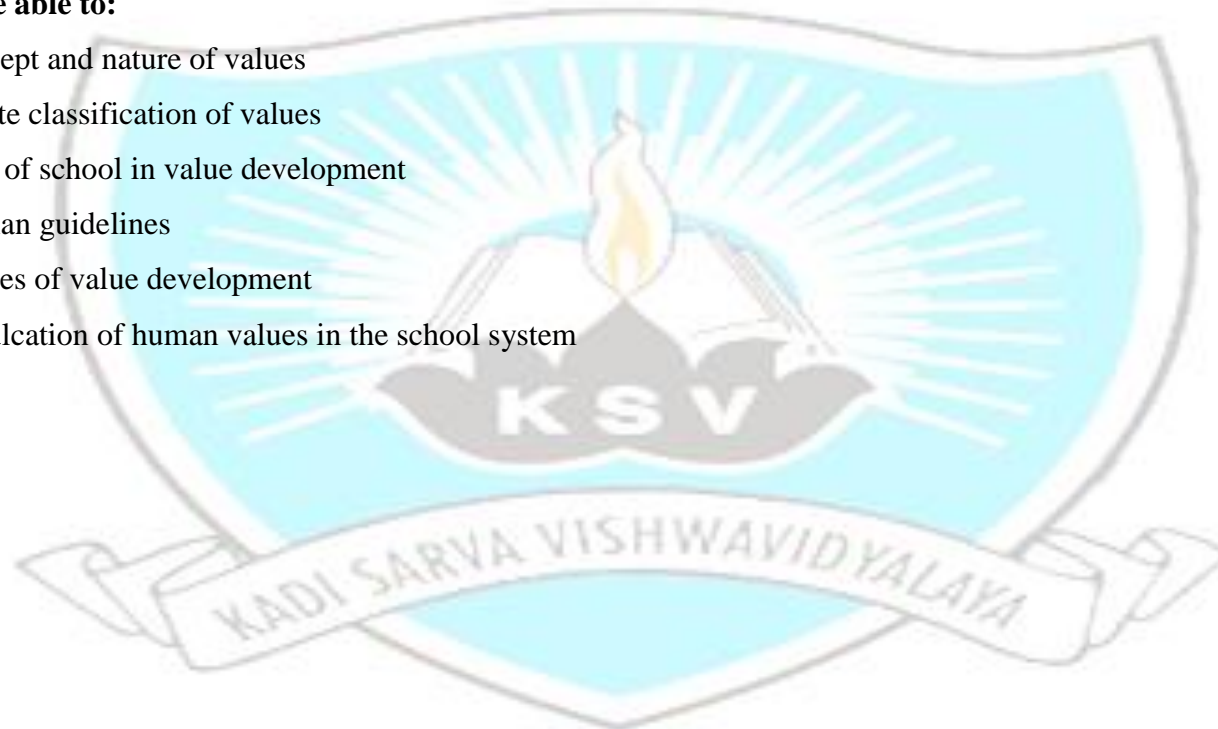
Credits – 2

Marks: 50

Learning Outcomes:

Teacher Trainees will be able to:

1. Explain the concept and nature of values
2. Critically evaluate classification of values
3. Analyze the role of school in value development
4. Describe Gandhian guidelines
5. Reflect on theories of value development
6. Analyze the inculcation of human values in the school system



SCHEME OF TEACHING AND ASSESSMENT:

Unit	Content	Instructional Hours		Weightage (100%)	Suggested Methodology	Teaching Aids	References
		Sub Units	Total Hours				
1	Unit:1 Concept and classification 1.1 Concept, Meaning and Nature of Value 1.2 Classification of Values <ul style="list-style-type: none"> ➤ Material ➤ Social ➤ Moral ➤ Spiritual 1.3 Importance of Value	2 4 2	8	25%	Discussion, Group - Discussion,	Handouts, PPT, Computer,	Reference Book No.8
2	Unit: 2 Value Education 2.1 Meaning and Importance of Value Education 2.2 Objectives of Value Education 2.3 Role of school in Value Development 2.4 Gandhian guidelines	2 2 2 2	8	25%	Group Discussion, Assignment, Source Method ,	Handouts, PPT, Computer, Reference Books	Reference Book No.4
3	Unit : 3 Moral and Spiritual Education 3.1 Meaning of Morality and Spirituality 3.2 Development of morality and Spirituality 3.3 Need and Importance of Morality and Spirituality 3.4 Valuation of Indian culture	2 2 2 2	8	25%	Discussion, Dramatization, Simulation, Group Task, Project, Book Reviews	Handouts, PPT, Computer, Scripts,	Reference Book No.10
4	UNIT : 4 : Theories of Value Development 4.1. Theories of value development <ul style="list-style-type: none"> - Social development theory - Psychoanalytic theories - Cognitive development theory 	2 2 2 2	8	25%	Book Reviews, Discussion, Problem Solving Method, Simulation, Group Task, Project	Handouts, PPT, Computer, Text- Print material	Reference Book No.8
TOTAL		32 HOURS		100%			

OBJECTIVE – WISE DISTRIBUTION OF WEIGHTAGE

Knowledge	Comprehension	Application	Analysis	Synthesis	Evaluation	Total
10	20	20	20	15	15	100

REFERENCES:

1. Chitakara M. G. (2007), “Education & Human Values”, APH Publication, New Delhi.
2. Frankel, J.R (1977), How to Teach Values An Analytical Approach , Prentice Hall New Jersey,
3. Hersh, R.H. Miller J/P (1988), Longman Inc. Fielding G.D. Models of Moral Education: An Appraisal, New York,
4. Joshi Daksha. (2004), “MulyonuShikshan”, ManoramaPrakashan.
5. Modi Iswar (2000), “Human Values and Social Change”, Rawal Publication, New Delhi
6. Pandey v. C. (2007), “Education Culture and Human Values”, Isha Books Publication, Delhi.
7. Passi B.K. and Singh P (1991), “Value Education”, National Psychological Corporation Agra.
8. Patel Haribhai. (1997), “MulyaShikshan”, GurjarPrakashan, Ahmedabad.
9. Raths, L.E. Merrill Harmins and Sidney, S (1978), “Values and Teaching”, Merrill.
10. Rokeach, M. (1973), “The Nature of Human Values”, Collier MacMillan Publishers.
11. Ruhela S P (1996), “The Emerging Concept of Education in Human Values”, Regency Publications, New Delhi,
12. Sharma Shashiprabha (2006), “Education and Human Development”, Kanishka publication, New Delhi.
13. Shreemad Bhagavad Geeta

COURSE FOR SEMESTER – III

Information and Communication Technology in Education (CBCS3B)

Credits – 2

Marks: 50

Learning Outcomes:

Teacher Trainees will be able to:

- 1. Understand the meaning, nature and scope of ICT in Education**
- 2. Get acquainted with structure, hardware & software of computer**
- 3. Understand the changes that occur due to ICT in Education**
- 4. Prepare student to select the appropriate communication facilities through internet**
- 5. Understand the legal & ethical issues related to internet & student's safety**
- 6. Understand ICT supported teaching learning strategies**
- 7. Get acquainted with e-learning & development in ICT**



SCHEME OF TEACHING AND ASSESMENT:

Unit	Content	Instructional Hours		Weightage (100%)	Suggested Methodology	Teaching Aids	References
		Sub Units	Total Hours				
1	UNIT:1 Information & Communication Technology in Education 1.1 Concept and Importance of Information & Communication Technology 1.2 Need of Information & Communication Technology in Education 1.3 Scope of ICT in Education a) Teaching Learning Process b) Publication c) Evaluation d) Research e) Administration 1.4 Paradigm shift in Education due to ICT content, with special reference to Curriculum, Role of Teacher, Methods of Teaching, Classroom Environment, Evaluation procedure, Educational management. 1.5 Challenges in integrating Information & Communication Technology in school education.	2 1 1 2 2	8	25%	Discussion, Group - Discussion,	Handouts, PPT, Computer,	Reference Book No.4,1
2	UNIT: 2 Introduction to Computer 2.1 Computer - Definition & structure 2.2 Hardware: i) Input Devices - Key Board, Mouse, Scanner, Microphone, Digital camera. ii) Output Devices - Monitor, Printer, Speaker, Screen image projector ii) Storage Devices - Hard Disk, CD & DVD, Mass Storage Device (Pen Drive)	2 3	8	25%	Group Discussion, Assignment.	Handouts, PPT, Computer, Reference Books	Reference Book No.4,5

	2.3 Software i) Operating System - Concept and function. ii) Application Software (It uses in Education) iii) Viruses & its Management 1) Word Processors 2) Presentation 3) Spread sheet, 4) Database Management	3					
3	Unit : 3 Intranet and Internet 3.1 Concept, need & importance 3.2 Facilities available for Communication - E-mail, Chat, Online Conferencing, (Audio-video), e-Library, Websites, Blog, wiki. Internet forum, News Groups. 3.3 Search Engines - Concept and uses. 3.4 Legal & Ethical Issues – Copyright, Hacking Netiquettes	2 2 2 2	8	25%	Discussion, Dramatization, Simulation, Group Task, Project, Book Reviews	Handouts, PPT, Computer, Scripts,	Reference Book No.1,8
4	UNIT : 4 ICT supported teaching / learning strategies and Elearning 4.1 CAL - Computer Assisted Learning 4.2 PBL - Project Based Learning 4.3 E - Learning - Concept & Nature 4.4 Web Based Learning 4.5 Virtual Classroom	2 2 2 1 1	8	25%	Book Reviews, Discussion, Problem Solving Method, Simulation, Group Task, Project	Handouts, PPT, Computer, Text- Print material	Reference Book No.1,13
TOTAL			32 HOURS	100%			

OBJECTIVE – WISE DISTRIBUTION OF WEIGHTAGE

Knowledge	Comprehension	Application	Analysis	Synthesis	Evaluation	Total
10	20	20	20	15	15	100

References:

1. Bandghart, F. W. (1969), "Educational Systems Analysis", The Macmillan Co., London.
2. Davies, I. K. and Hartley, J. (eds) (1972), "Contributions to and Educational Technology". London, Butterworth.
3. Gupta Sanjay, Supria Banerjee & Y. Vijayalaksmi (2011), "Educational Technology and Evaluation", Akshar Publication, Ahmedabad.
4. Patel Motibhai. (2000), "Shaikshanik Technology", B. S. Shah Prakashan, Ahmedabad.
5. Patel Ratilal Ane Anya. (2002), "Shaikshanik Proudhyogiki ane Prabandhana Avashyak Tatvo", Varishan Prakashan, Ahmedabad.
6. Pfeiffer, J. (1970), "New Look at Education, Systems Analysis in our School and Colleges", Odyssey Press, New York.
7. Raval Natubhai V. (2005), "Shaikshanik Prashashan Ane Vyavasthapan", Nirav Prakashan, Ahemdabad.
8. Shah Dipika. (1993), "Shaikshanik Proudhyogiki", University Granth Nirman Board, Ahmedabad.
9. Shah, G. B. (1975), "Studies in Programmed Learning", CASE, Baroda.
10. Shah, G. B. And Dewal, O. S. (1970), "Technology Knocks at the Door of Education."
11. Sharma, A. R. (1992), "Educational Technology", Vinod Pustak Mandir, Agra.
12. Shukla, Satish S. (2003), "Information Technology in Education", Vishwabharati Educational Foundation, Ahmedabad.
13. Skinner, B. F. (1968), "The Technology of Teaching", Appleton-Century-Crofts, New York.



YOGA (P14)

Credit-1

Marks-25

S.No	Criteria for Assessment	Marks
1.	Various postures of standing Asanas	05
2.	Various postures of sitting Asanas	05
3.	Breathing Exercise (Pranayam)	05
4.	Oral questions	10
	Total	25

GUIDELINES FOR YOGA EDUCATION (PRACTICAL)

Learning Outcomes:

Teacher Trainees will be able to:

1. Loosening himself correctly
2. Perform various prone and supine Asanas
3. Performing each posture with synchronizing breathing in i.
4. Perform Pranayam correctly

Trainees will be asked to perform following items perfectly.

1. Loosening practices.
2. Various postures of Standing Asanas.
3. Various postures of Sitting Asanas.
4. Perform Pranayam correctly
 - Omkar
 - Shitalishikari
 - Bhramari
 - Kapalabhati
 - Bhastrika
 - Lom avilom
5. Suryanamaskar: eight postures
6. Cyclic Meditation



ACTION-RESEARCH (P15)

Credit-1

Marks-25

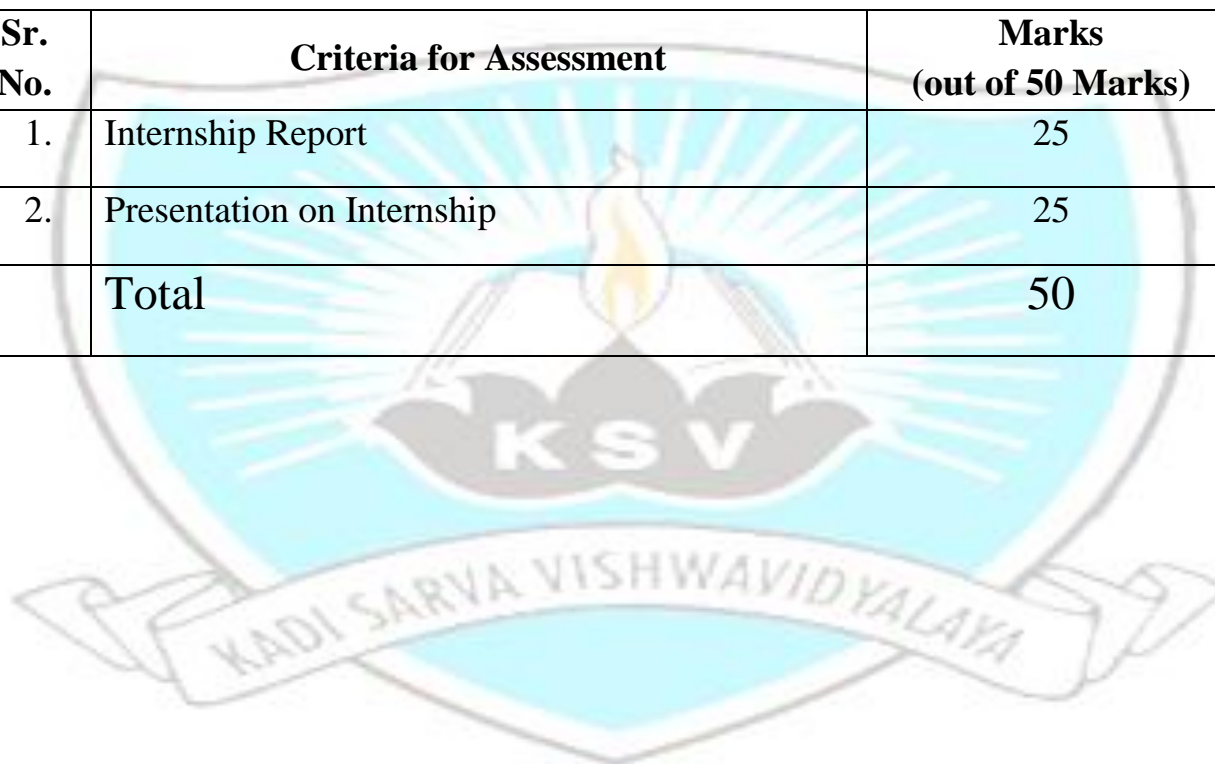
Sr. No	Criteria for Assessment	Marks
1.	Selection and validity of problem	5
2.	Application of experiment (As per steps)	5
3.	Analysis, interpretation of findings and suggestions	5
4.	Report writing	10
	Total	25

INTERNSHIP (P16)

Credit-2

Marks-50

Sr. No.	Criteria for Assessment	Marks (out of 50 Marks)
1.	Internship Report	25
2.	Presentation on Internship	25
	Total	50



N.S.S. (P17)

Credit-1

Marks-25

Participation in any two of following activity and prepare a detailed report.

- 1) National Integration Camp
- 2) Blood Donation
- 3) Plantation
- 4) Shramdan
- 5) Disaster Management

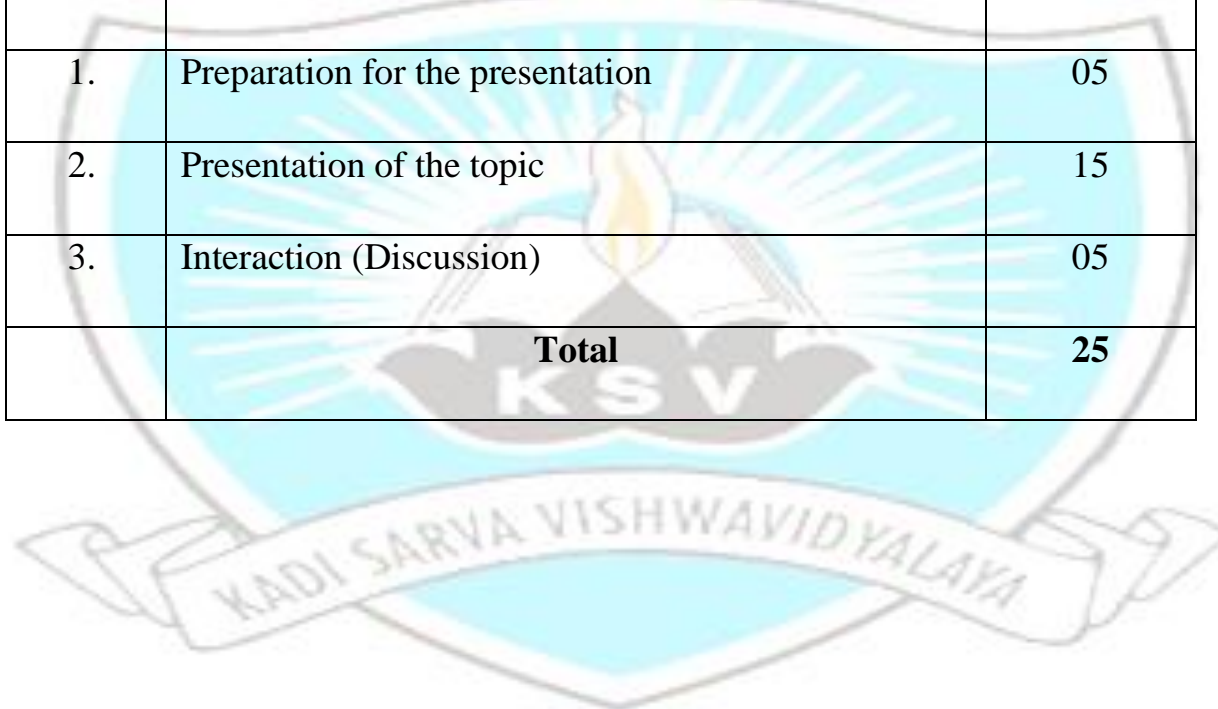


EDUCATION FORUM (P18)

Credit-1

Marks-25

S.No.	Criteria for assessment	Marks
1.	Preparation for the presentation	05
2.	Presentation of the topic	15
3.	Interaction (Discussion)	05
	Total	25



SCHOOL SUBJECT- CONTENT ASSIGNMENT (P19 & P20)

Credit-2 (1 credit for Each School Subject) Total Marks-50

Each content assignment will carry 25 marks (1 credit each)

Assignment should be based on the content of Std-9 and 10

For Accountancy, Commerce and Economics, standard-12 will be considered

ASSESSMENT SCHEME FOR ASSIGNMENT

No	Criteria for Assessment	Marks
4.	Content Clarity	15
5.	Presentation	5
6.	Viva voce	5
	Total	25

PROJECT BASED LEARNING (P21)

Credit-1

Marks-25

S.No	Criteria for assessment	Marks
1.	Content Selection of the Subject matter	05
2.	Detailed explanation of the Project	05
3.	Organization and presentation of the content matter	05
4.	Special effects, video and sound effects of Power Point Presentations	05
5.	Time Allotment	05
	Total	25

COMPETENCIES TO BE DEVELOPED AT THE END OF SEMESTER-III -THEORY PAPERS

PERSPECTIVES IN EDUCATION (CORE PAPER)

1. GENDER SCHOOL AND SOCIETY (CC5)

1. IDENTIFICATION & STATUS OF GENDER

Tasks:

- a. Organize a discussion, Identify the need of gender equality
- b. Establish the values of gender equality
- c. Organize the discussion on needs of gender equality
- d. Arrange workshop for gender sensitization

2. GENDER RELATED PROVISIONS

Tasks:

- a. Organize classroom activities for gender related policy
- b. Conduct debate on Implementation of Government policy & provision
- c. Organize exploitation & safety related drama & role-play
- d. Prepare the scrap book of cuttings of gender related news

2. KNOWLEDGE AND CURRICULUM - 2(CC6)

1. DEVELOP AND REVISE CURRICULUM UNDERSTANDING

Tasks:

- g. Identify the need of knowledge and information from various agencies.
- h. implication of philosophical thoughts to educational planning
- i. Get acquainted with thought of eastern and western educational thinkers.

2. DEVELOP RELATIONSHIP BETWEEN KNOWLEDGE AND SOCIETY

Tasks:

- a. Get acquainted various challenges of this century.
- b. Get acquainted with various barriers to social development in India
- c. Understand concept of social change from the scenario from different culture.
- d. Understand the role of various agencies and agents in social reconstruction.

3. DEVELOP EVALUATION OF CURRICULUM:

Tasks:

- a. Understanding of presence of curriculum evaluation
- b. Arrange and analyze various co-curricular activities for reconstruction of curriculum

3. CREATING AN INCLUSIVE SCHOOL (CC7)

1. Policy and perspective of special child.

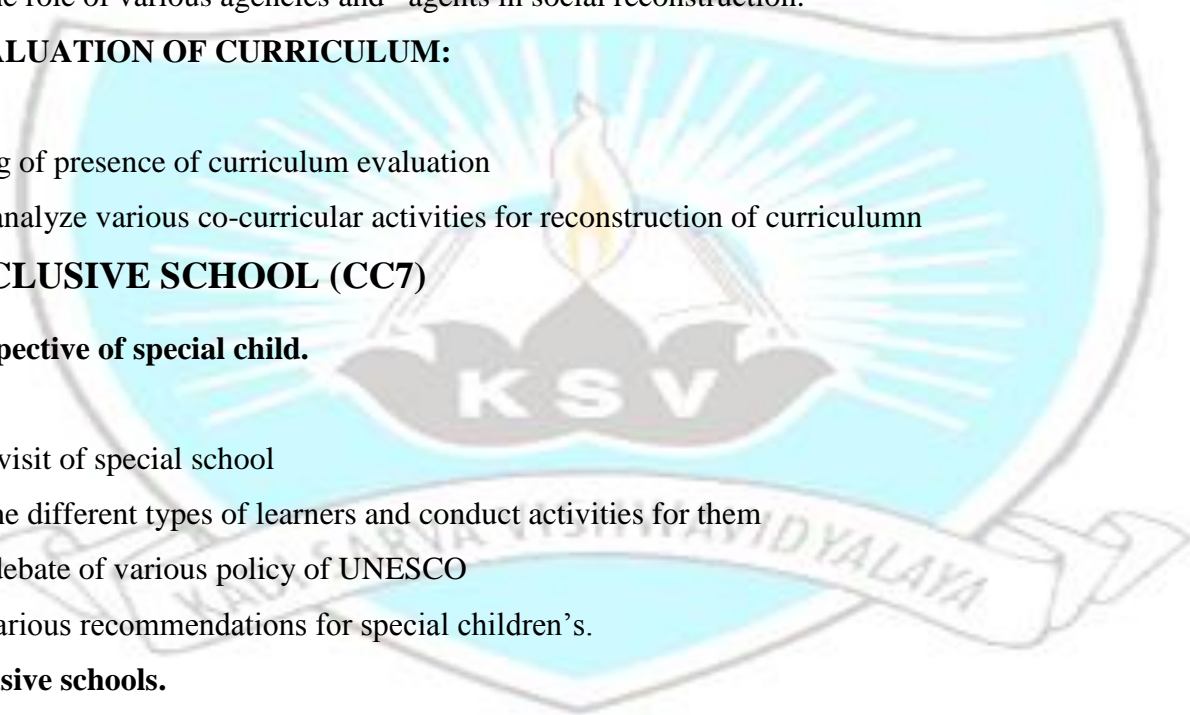
Tasks:

- a. Organize visit of special school
- b. Identify the different types of learners and conduct activities for them
- c. Conduct debate of various policy of UNESCO
- d. List out various recommendations for special children's.

2. Nurturing inclusive schools.

Tasks

- a. Use various methods of inclusive teaching in classrooms
- b. Organize NGO visit for networking
- c. Use various ICT resources and prepare classroom material for inclusive classes
- d. Organize co-curricular activities for special children



SKILL ORIENTED COURSE (COMPULSORY PAPER) (SOC)

1. CRITICAL UNDERSTANDING OF ICT (SOC1)

1. Utilize Instructional Resources.

Tasks:

- a. Identify different hardware and software
- b. Operate computer equipment
- c. Utilize operating System
- d. Utilize different functions in Word Program
- e. Utilize different functions in PowerPoint Program

2. Evaluate Students Performance.

Tasks:

- a. Design computerized timetable for a high school/college.
- b. Prepare application for the job of a teacher
- c. Preparation of C.V.
- d. Prepare presentation on any school subject

2. YOGA EDUCATION (SOC2)

1 APPRECIATES THE INTRODUCTION TO YOGA AND YOGIC PRACTICES.

Tasks:

- a. Analyzes the unit comprehensively for thorough understanding of yoga concept.
- b. Understand the objectives of yoga and spread its importance in daily life.
- c. Remove the misconception of yoga by highlighting its importance.

2 GRASP THE REALISM OF APPLIED YOGA


Tasks:

- a. Practice the standing asana.
- b. Appreciate the beneficial effects of yoga for living healthy life.
- c. Perform twelve postures of surya namaskar

3. REALIZE PRACTICAL APPLICATION OF PRANAMAYA PRACTICES:

Tasks:

- a. Analyze the of stages of the pranayam
- b. Explain the concept of pranayam and Share its significance.
- c. Perform the breathing exercise.



ENHANCING PROFESSIONAL CAPACITY (EPC)

1. DEVELOPING TEACHING APTITUDE (EPC3)

2. DEVELOP TEACHING LEARNING APPROACHES

Tasks:

- a. Participation in Group Dissection
- b. Compare Theories Of Learning
- c. Select Appropriate Instructional Methods

2. RECOGNIZE VARIOUS BRANCHES OF EDUCATIONAL PHILOSOPHY

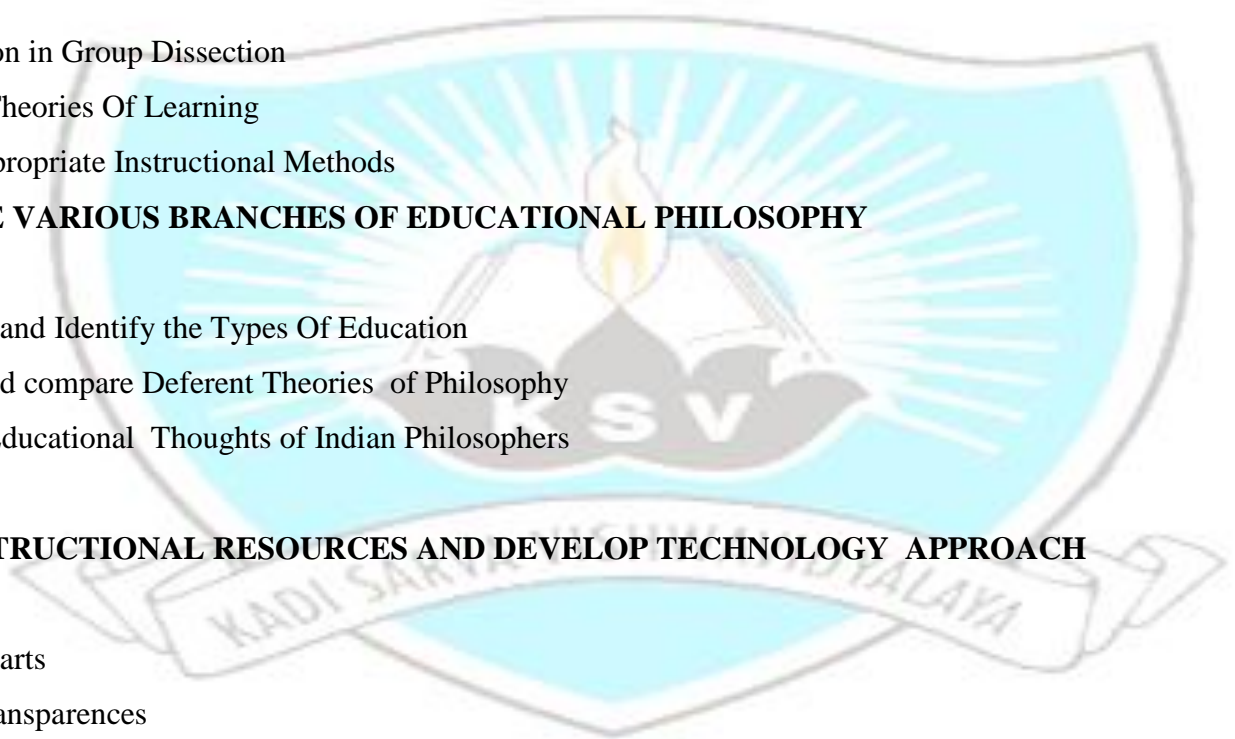
Tasks :

- a. Recognize and Identify the Types Of Education
- b. Classify and compare Deferent Theories of Philosophy
- c. Compare Educational Thoughts of Indian Philosophers

3. UTILIZE INSTRUCTIONAL RESOURCES AND DEVELOP TECHNOLOGY APPROACH

Tasks :

- a. Prepare Charts
- b. Prepare Transparencences
- c. Prepare Handouts
- d. Prepare Question Bank
- e. Prepare PPT
- f. Use ICT in Teaching Learning



4. RECOGNIZE STUDENT ABILITIES

Tasks:

- a. Participation In Innovative Project Work
- b. Develop Leadership Qualities
- c. Develop Communication Skills
- d. Develop Problem Solving Skills

2. UNDERSTANDING OF SELF (EPC4)

1. Utilize Instructional Resources

Tasks :

- a. Prepare Handouts on Self Abilities and Inabilities
- b. Prepare PPTS on Self Development
- c. Organize Workshop and Seminar on Stress and Prepare Material
- d. Prepare Self Appraisal Report

2. Students Performance in Self Development Activities

Tasks :

- a. Participation in yoga
- b. Participation in Physical and Mental Strength Program
- c. Participation in Group Discussion
- d. Participation in Role Play and Drama
- e. Participation in Elocution



CBCS

1. VALUE EDUCATION (CBCS3A)

1. CONTRIBUTES IN VALUES AWARENESS ACTIVITIES

Tasks:

- a. Participates in Debit on Indian Culture v/s Western Culture
- b. Organize Group Dissection Programs on Types of Values
- c. Promotes celebration of Indian Festivals
- d. Conducts Visits on Spiritual Places

2. PREPARATION OF LEARNING RESOURCES

Tasks:

- a. Prepare Charts Based On Indian Culture
- b. Prepare PPT On Value Education

2. ICT IN EDUCATION (CBCS3B)

COMPETENCIES DEVELOPED THROUGH THIS COURSE:

- Students will be able to arise interest in the ICT.
- Students will become effective user of information and communication technology in Education.
- Students will be enabled to familiarize with new trends and techniques in information and communication technology in Education.
- Students will become open-minded towards emerging knowledge resources.
- Students will become aware regarding cyber security issues.

PRACTICAL SEMESTER – III

SEMESTER WISE COMPETENCIES DEVELOPED THROUGH THIS COURSE AND THE TASKS TO MEASURE THEM

1. DEVELOP AND REVISE CURRICULUM

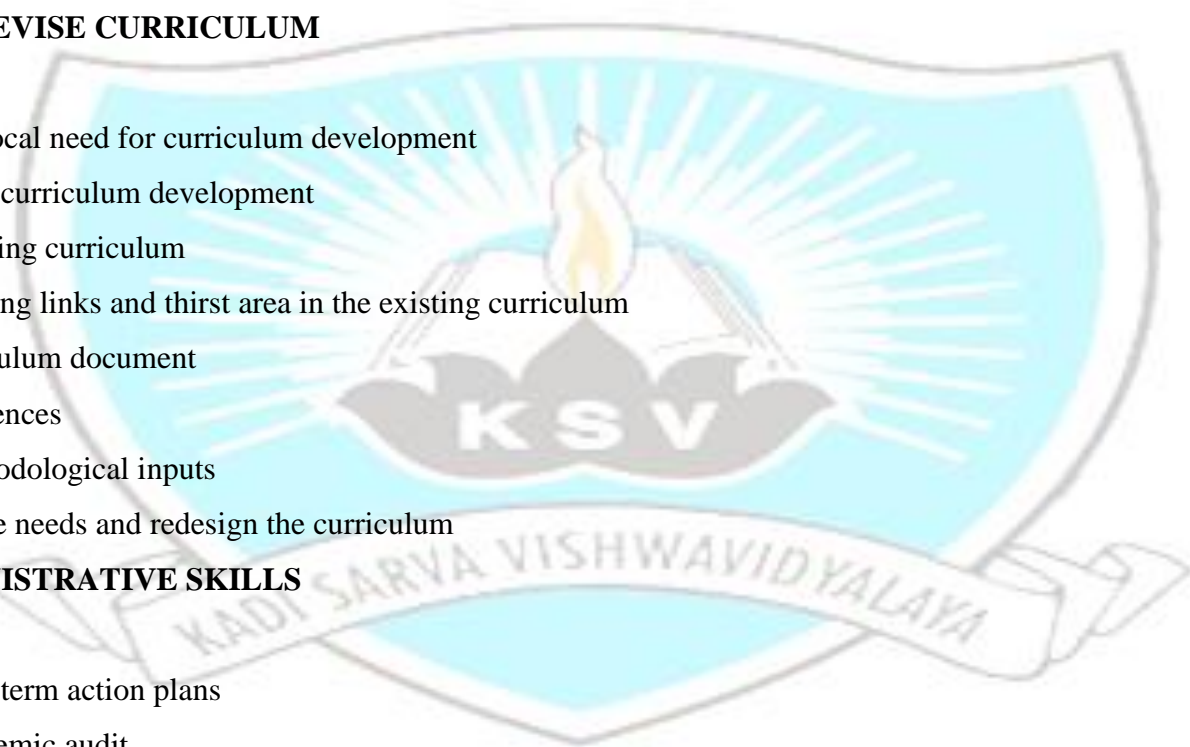
Tasks :

- a. Identify the local need for curriculum development
- b. Participate in curriculum development
- c. Analyse existing curriculum
- d. Identify missing links and thirst area in the existing curriculum
- e. Design curriculum document
- f. Provide references
- g. Provide methodological inputs
- h. Revalidate the needs and redesign the curriculum

2. DEVELOP ADMINISTRATIVE SKILLS

Tasks :

- a. Prepare short term action plans
- b. Perform academic audit
- c. Maintain all the kinds of records in school
- d. Develop a comprehensive idea regarding the functioning of the whole school
- e. Identify the requirements and resources of the school
- f. Develop presentation skill



3. DEVELOP TECHNO – SAVVY APPROACH

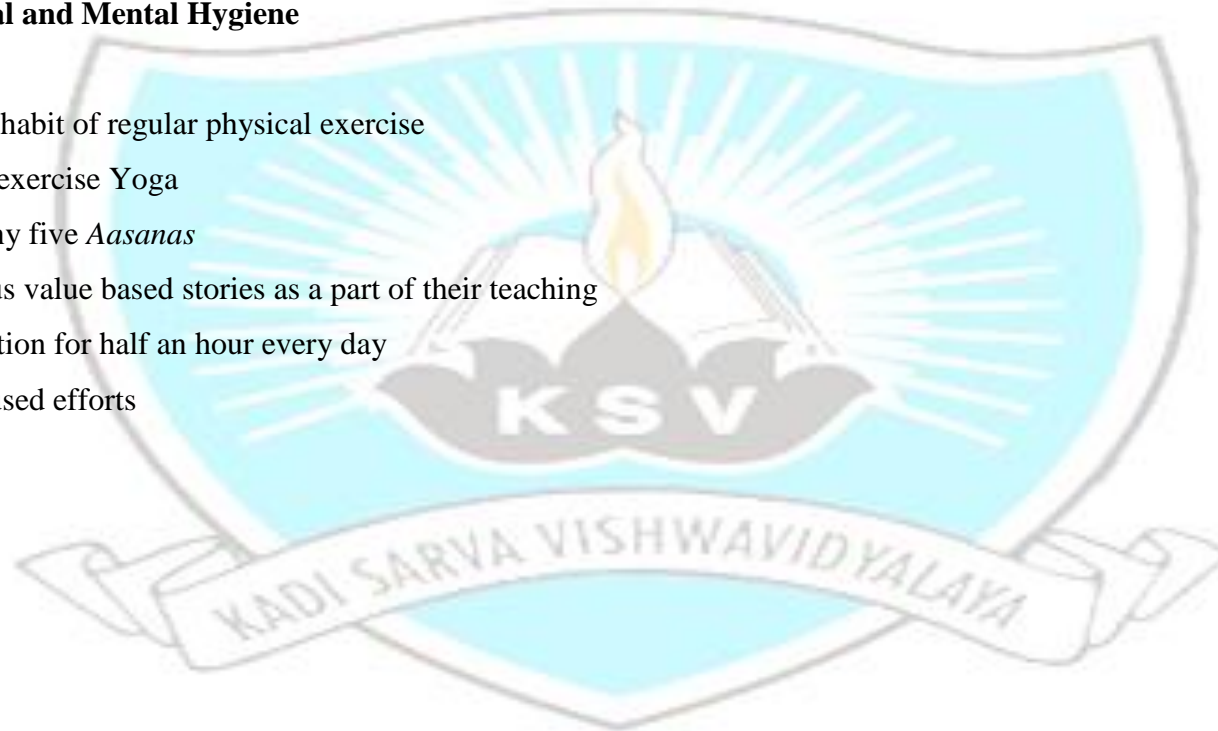
Tasks :

- a. Participate in innovative project work
- b. Use ICT in the class room in technique
- c. Use project based teaching method for experiential learning

4. Maintain Physical and Mental Hygiene

Tasks :

- a. Develop a habit of regular physical exercise
- b. Regularly exercise Yoga
- c. Perform any five *Aasanas*
- d. Tell various value based stories as a part of their teaching
- e. Do meditation for half an hour every day
- f. Put in focused efforts



INDEX
SEMESTER-IV

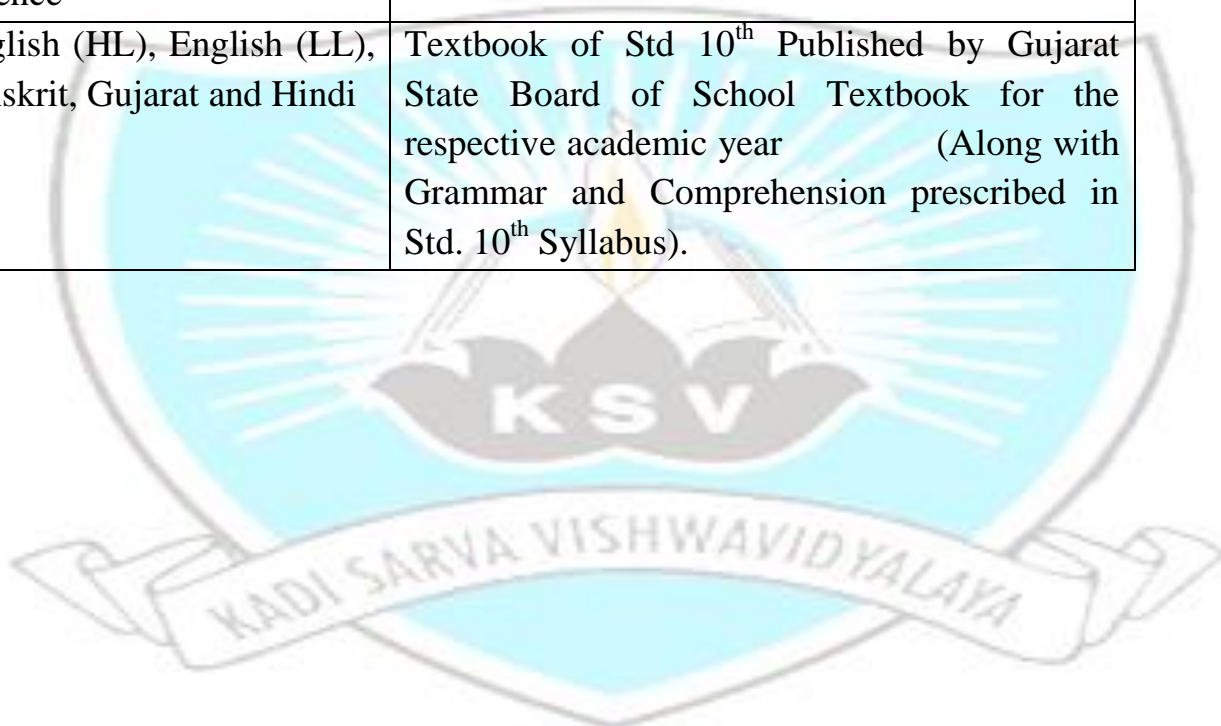
SR.NO.	PARTICULARS	PAGE NO.
	Perspectives in Education(Core Paper)	
CS1	Content of School Subject – 1	266
CS2	Content of School Subject – 2	
	Practical Work B.Ed.	
P22	Internship	267-268
P23	Literacy Programme	269
P24	Participation in Parental Programme	270
P25	Co-curricular Activities	271
P26	Lesson Observations of Experienced School Teachers	272
P27	Block Teaching during Internship	273
P28	Practice Teaching during Internship	274
P29	Case Study	275
P30	Viva -voce	276
P31	Annual Lesson: School Subject- 1	277
P32	Annual Lesson: School Subject- 2	278
	Competencies (Theory & Practical)	279-280

NOTE: Viva voce is to be conducted for practical activities incorporated in Internship i.e., P22 to P29 as stated in aforesaid table. Moreover, students should submit internship reports for P22 to P29 along with all practical activities certified by schools.

COURSE FOR SEMESTER – IV

For Content of School Subjects i.e. CS 1 and CS 2, Syllabus would be as under.

Subjects	Content
Accountancy, Commerce and Economics	Textbook of Std. 12 th Published by Gujarat State Board of School Textbooks for respective academic year
Science & Technology, Mathematics, Social Science and Computer Science	Textbook of Std. 10 th Published by Gujarat State Board of School Textbooks for respective academic year
English (HL), English (LL), Sanskrit, Gujarat and Hindi	Textbook of Std 10 th Published by Gujarat State Board of School Textbook for the respective academic year (Along with Grammar and Comprehension prescribed in Std. 10 th Syllabus).



PRACTICAL WORK

INTERNSHIP (P22)

Credit-4

Marks-100

EXTERNAL (2 Credit) + INTERNAL (2 Credit)

EXTERNAL

Credit-2

Marks-50


Sr. No.	Criteria for Assessment	Marks (out of 50 M)
1	Maintenance of Attendance Register	10
2	Completion of Log Book	10
3	Organizing Prayer Assembly	10
4	Maintaining Bulletin Board	10
5	Overall Involvement	10
	Total	50

INTERNAL

Credit-2

Marks-50

Sr. No.	Criteria for Assessment	Marks (out of 50 Marks)
3.	Internship Report	25
4.	Presentation on Internship	25
	Total	50

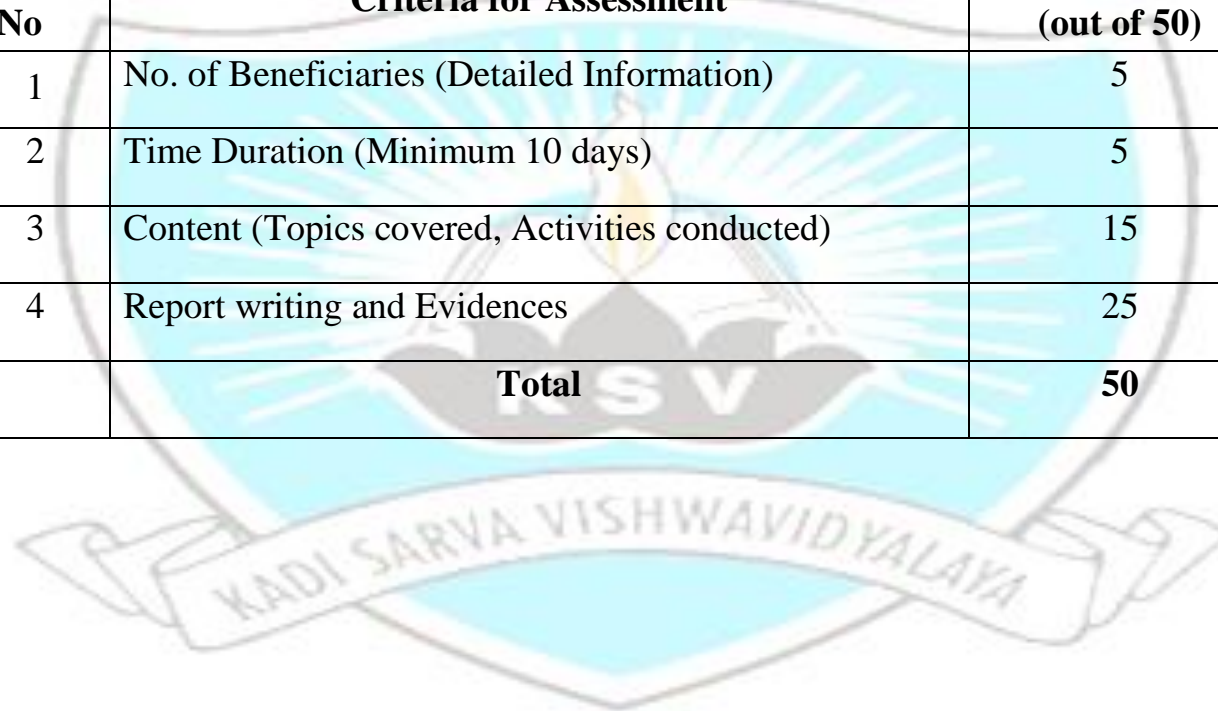


LITERACY PROGRAMME (P23)

Credit-2

Marks-50

Sr. No	Criteria for Assessment	Marks (out of 50)
1	No. of Beneficiaries (Detailed Information)	5
2	Time Duration (Minimum 10 days)	5
3	Content (Topics covered, Activities conducted)	15
4	Report writing and Evidences	25
	Total	50



PARTICIPATION IN PARENTAL PROGRAM (P24)

Credit-1

Marks-25

Sr. No	Criteria for Assessment	Marks (out of 25)
1.	Organizing parents meet	5
2.	Interaction with parents	5
3.	Counseling of parents	5
4.	Session on dealing with problems of children	5
5.	Follow-up sessions with parents	5
	Total	25

CO-CURRICULAR ACTIVITIES (P25)

Credit-1

Marks-25

Sr. No	Criteria for Assessment	Marks (out of 25)
1.	Participation in various items of the Programme by the trainees.	5
2.	Readiness for attaining each item of the Programme	5
3.	Providing the inputs by the trainees	5
4.	Success of the Programme	5
5.	Time Management	5
	Total	25

LESSON OBSERVATIONS OF EXPERIENCED SCHOOL TEACHERS (P26)

Credit-1

Marks-25

25 lessons to be observed and 1 mark for each observation



BLOCK TEACHING DURING INTERNSHIP (P27)

Credit-2

Marks-50

10 Planned

Sr. No	Criteria for Assessment	Marks (out of 2)
6.	Appropriate use of Skills	2
7.	Content Mastery, Presentation and Evaluation	2
8.	Blackboard work / Teaching aid	2
9.	Class management and Personality of teacher	2
10.	Evaluation	2
	Total	10

Note: (1) For Planned lessons 100 Marks (10 lessons X 10 Marks for each lesson) would be converted in to 50 marks.

PRACTICE TEACHING DURING INTERNSHIP (P28)

Credit-2

Marks-50

For unplanned lessons 500 marks (100 lessons in to 5 marks for each lesson) would be converted in to 50 marks.

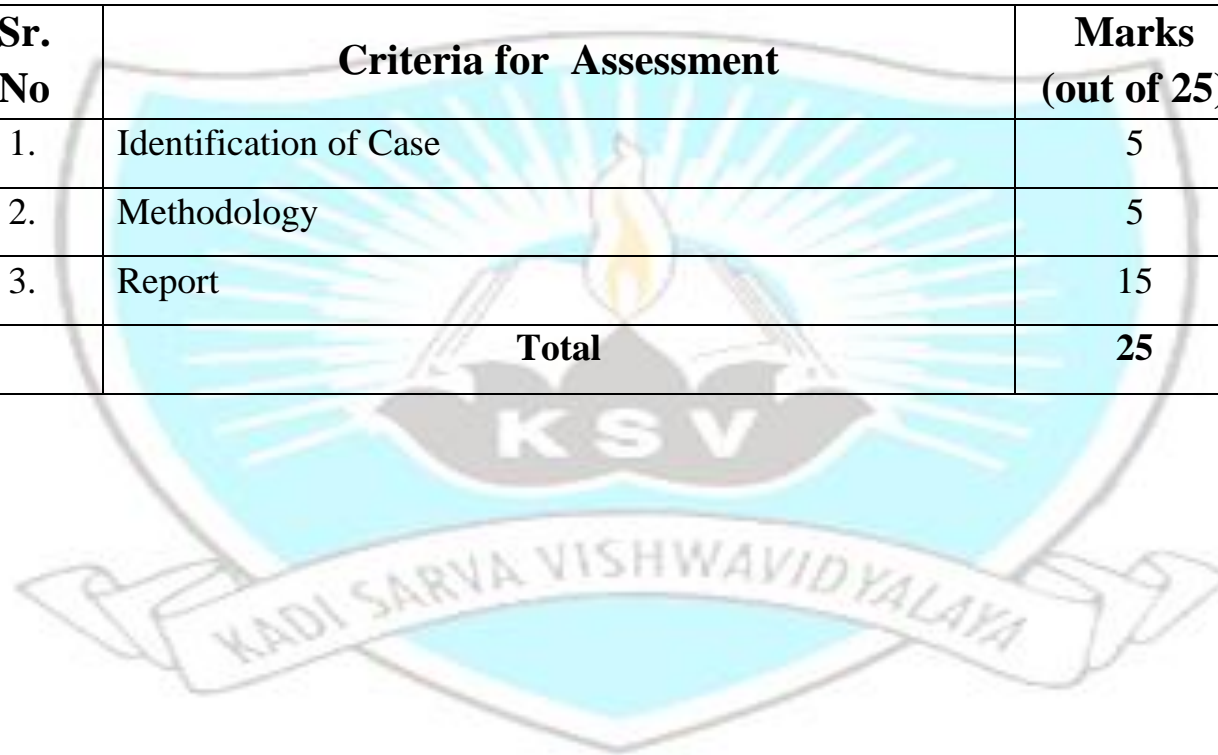


CASE STUDY (P29)

Credit-1

Marks-25

Sr. No	Criteria for Assessment	Marks (out of 25)
1.	Identification of Case	5
2.	Methodology	5
3.	Report	15
	Total	25



VIVA –VOCE (P30)

Credit-1

Marks-25

S.No	Criteria for assessment	Marks (out of 25)
1.	General Knowledge of Child psychology	05
2.	Subjected related knowledge	05
3.	Knowledge on activities related to B.ED	05
4.	Overall impression of the course	05
5.	Logical thinking towards the B.Ed Programme	05
	Total	25

ANNUAL LESSON SCHOOL SUBJECT 1 (P31)

Credit-2

Marks-50

S. No.	Criteria for Assessment	Marks (out of 50)
1.	Lesson Planning	05
2.	General and Specific Objectives	05
3.	Content: Authenticity and Presentation	10
4.	Use of various skills	05
5.	Use of teaching aids	05
6.	Class Interaction	05
7.	Evaluation and Assignment	05
8.	Time Management	05
9.	Teacher's Personality	05
	Total	50

ANNUAL LESSON SCHOOL SUBJECT 2 (P32)

Credit-2

Marks-50

S. No.	Criteria for Assessment	Marks (out of 50)
1.	Lesson Planning	05
2.	General and Specific Objectives	05
3.	Content: Authenticity and Presentation	10
4.	Use of various skills	05
5.	Use of teaching aids	05
6.	Class Interaction	05
7.	Evaluation and Assignment	05
8.	Time Management	05
9.	Teacher's Personality	05
	Total	50

COMPENTENCIES

PRACTICAL- SEMESTER – 4

1. Inculcate Learning Skills in Students

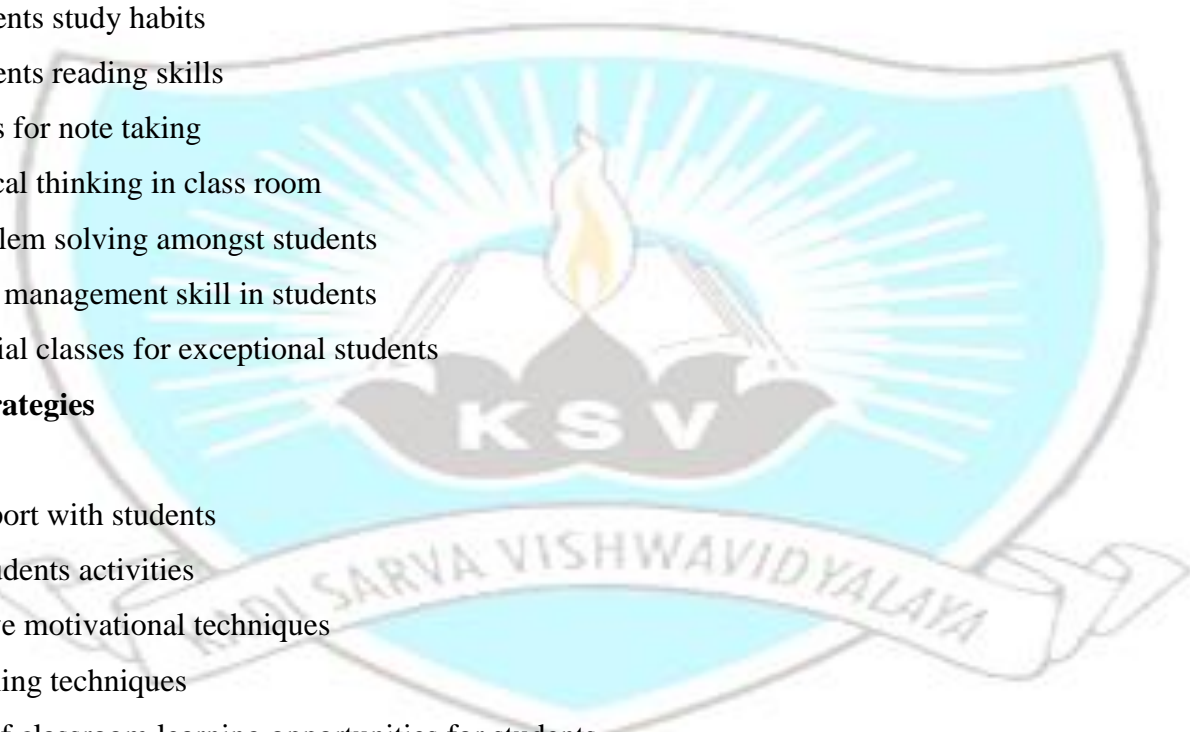
Tasks :

- a. Develop students study habits
- b. Develop students reading skills
- c. Train students for note taking
- d. Promote critical thinking in class room
- e. Promote problem solving amongst students
- f. Develop time management skill in students
- g. Conduct special classes for exceptional students

2. Use motivational strategies

Tasks :

- a. Maintain rapport with students
- b. Recognize students activities
- c. Use innovative motivational techniques
- d. Use story telling techniques
- e. Arrange out of classroom learning opportunities for students
- f. Assist students with learning difficulties
- g. Promote critical thinking
- h. Involve students for community service



3. Manage Classroom

Tasks :

- a. Attend classes punctually and discipline
- b. Maintain rapport with the students
- c. Supervise student activities
- d. Display mastery of content and teach effectively
- e. Adopt two – way communication for effective class management
- f. Encourage students participation in classroom activities and co-curricular activities
- g. Develop students' leadership quality

4. Counsel Students and Parents

Tasks :

- a. Set up and participate I guidance and counseling cell
- b. Conduct psychological testing
- c. Assist students in course selection
- d. Analyze students behavior
- e. Guide students on the basis of their need, interest and aptitude
- f. Organize parent – students meeting
- g. Counsel parents for students further development
- h. Identify slow learners and exceptional students

